

COMMUNITY BENEFITS AGREEMENT COMPLIANCE REPORT

3rd Quarter 2016

QUARTERLY REPORT

Prepared for:



Prepared by:

Casamar Group, LLC.

23335 Alamos Lane ■ Newhall, CA 91321
Phone: (661) 254-2373 ■ Fax (661) 253-0549

COMMUNITY BENEFITS AGREEMENT (CBA) COMPLIANCE REPORT

TABLE OF CONTENTS

1. Introduction	1
2. CBA Goals: Local Hire – Employment of District Residents.....	2
2.1 Local Hire/Employment of District Residents.....	2
2.1.1 Results for ACTIVE PROJECTS	2
2.1.2 Results <i>COMBINED PROJECTS</i> / SUMMARY TO-DATE.....	3
2.1.3 Results COMPARISION FROM LAST QUARTER	4
2.1.4 Worker Utilization per Bid Package/Contract.....	5
Table 1.1: Wellness Aquatics 1&2 Workforce Utilization Summary	5
Table 1.2: National City-Higher Education Complex	6
2.1.5 Union Referrals / Local Worker Utilization (by Craft)	6
2.2 Outreach / Contracting with Small & Local Business Enterprises.....	9
- Outreach Program	11
- Small/Local/Emerging Business Utilization in Prop R Contracts.....	12
3. Apprenticeship Utilization / Training & Employment of District Residents	16
4. Prevailing Wage / Labor Compliance.....	19
EXHIBIT 1: Workforce Utilization Reports (per Project)	

1 Introduction

Effective December 12, 2013, the Southwestern Community College District (District) passed the Community Benefits Agreement (CBA) for construction and major rehabilitation projects funded by Proposition R. It is the explicit understanding and intention of the Parties to the CBA to use opportunities provided by the extensive amount of Project work to identify and promote the interest and involvement of District residents in the construction industry, such as assisting residents in entering the construction trades and through utilization of the apprenticeship programs, providing training opportunities for those residents and other individuals wishing to pursue a career in construction. Furthermore, the Parties to the CBA also understand that the District seeks to place a strong emphasis on the utilization of local small business enterprises on the Project work, whereby each Party shall employ demonstrable efforts to encourage utilization in an effort to achieve such goals.

Casamar Group LLC. entered into a contract with the District to monitor and enforce contractor's compliance with the State prevailing wage and Community Benefits Agreement (CBA) requirements. As an extension to the Southwestern Bond Program Management Team, Casamar

Group, LLC. has prepared this quarterly compliance report based upon the CBA-applicable project contractor's meeting the contract's CBA established goals and requirements for all projects that have been subject to the CBA to-date.

2 CBA Goals

2.1 LOCAL HIRE GOAL – EMPLOYMENT OF DISTRICT RESIDENTS (CBA §5.5)

In recognition of the Southwestern College's mission to serve the community, the Unions and contractors have agreed, by virtue of having executed the Letter of Assent and/or being signatory to the CBA, that District residents shall be *first* referred for any work associated with journeyman, apprentice, or other positions for utilization on SWC construction project work.

CBA GOAL:

- **IT IS THE PARTIES GOAL THAT NINETY (90%) PERCENT OF THE POSITIONS FOR PROJECT WORK FOR A PARTICULAR CONTRACTOR (INCLUDING THE CONTRACTOR'S "CORE EMPLOYEES") BY CRAFT, HAVE BEEN FILLED WITH RESIDENTS OF SAN DIEGO COUNTY**
- **OF THE 90%, THIRTY-FIVE (35%) PERCENT SHOULD BE RESIDENTS WITHIN THE DISTRICT (DETERMINED BY COUNTY AND DISTRICT ZIP CODES)**

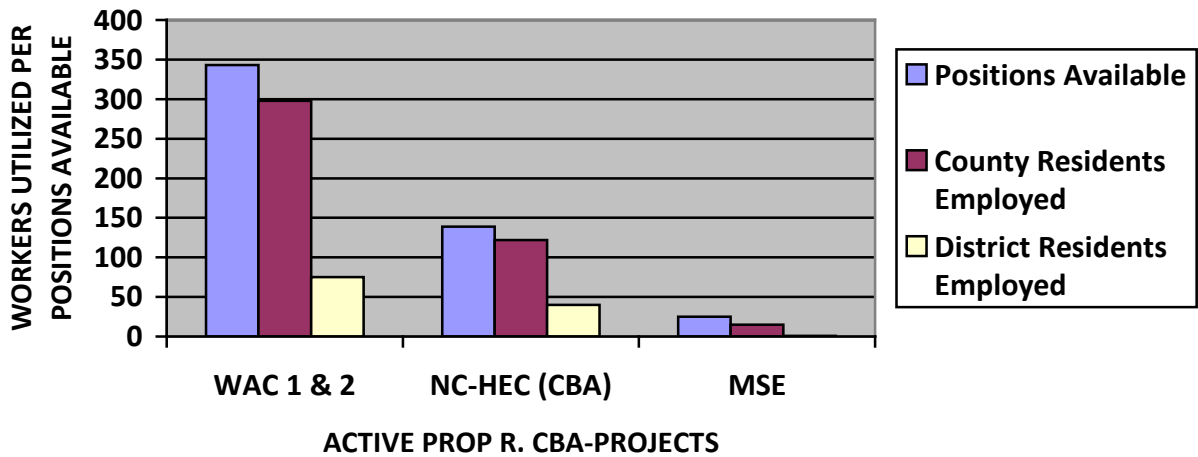
In effort to meet the local hire initiative, the Program Management Team and its Project Labor Coordinator work with the Unions and contractors to ensure local District and County residents are utilized upon construction project work. In turn, contractors have evidenced cooperation by utilizing and requesting the dispatch of local residents onto District projects.

Based on the District project contractor's submittal of certified payroll records, the number of local residents working on District projects has been assessed for all work on each Project subject to the requirements contained in the CBA. Below is a summarized version of the "Workforce Utilization Analysis" worksheets for the CBA-applicable Projects. Workforce utilization statistical data for each specific sub-contractor may be found in EXHIBIT 1 (attached herein) to evidence which contractors contributed to meeting the CBA local residency utilization goal.

2.1.1 RESULTS: ACTIVE PROJECTS

Completed Projects	Positions Available	Positions <u>County</u> Residents	% of Positions <u>County</u> Residents	Positions <u>District</u> Residents	% of Positions <u>District</u> Residents
Wellness Aquatics Increment 1 & 2 (GC: Balfour Beatty)	343	298	87%	75	25%
National City Higher Education Center (GC: Sundt)	139	122	88%	40	33%
Math Science Engineering Building (GC: Rudolph & Sletten)	25	15	60%	1	7%
CBA GOAL:			90%		35%

LOCAL RESIDENT EMPLOYMENT ON PROP. R CBA PROJECTS



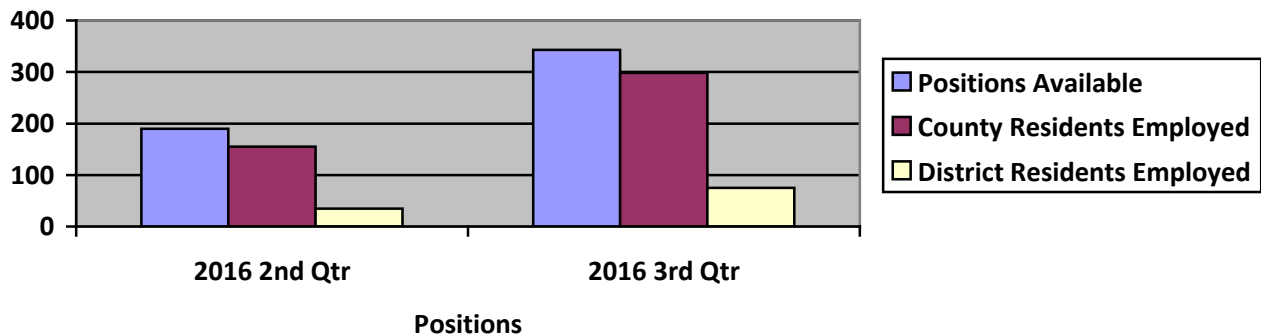
2.1.2 RESULTS: COMBINED SUMMARY TO-DATE

Projects	Positions Available	Positions County Residents	% of Positions County Residents	Positions District Residents	% of Positions District Residents
Wellness Aquatics Increment 1&2 (GC: Balfour Beatty)	343	298	87%	75	25%
NC-HEC (GC: Sundt)	139	122	88%	40	33%
Math Science Engineering Building (GC: Rudolph & Sletten)	25	15	60%	1	7%
Electrical Infrastructure [COMPLETED] (GC: Southern Contracting)	16	9	56%	1	11%
MS4 Pipe Loop Extension & Landscape [COMPLETED] (GC: Peltzer Plumbing)	91	74	81%	17	23%
Blue Light [COMPLETED] (GC: Steiny)	51	46	90%	14	30%
Wireless Upgrade [COMPLETED] (GC: Chula Vista Electric)	24	23	96%	5	22%
COMBINED SUMMARY TO-DATE:	689	587	85%	153	26%

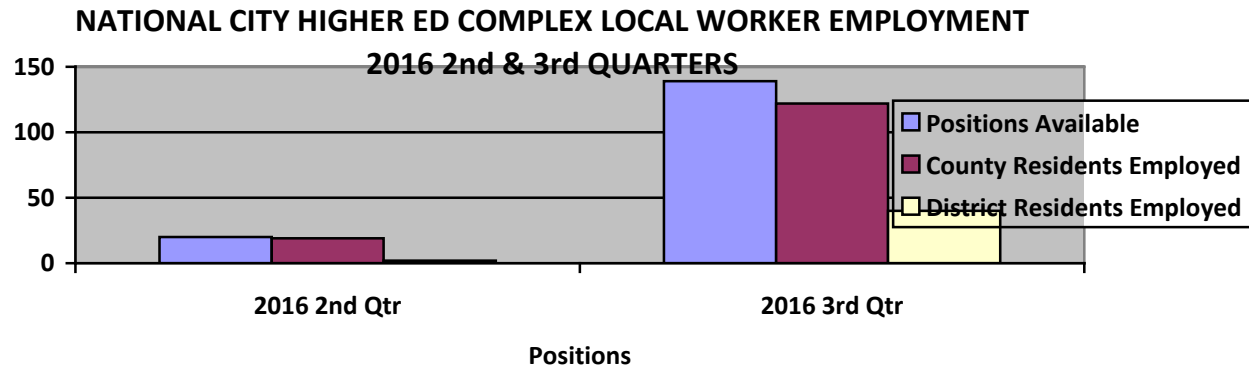
2.1.3 RESULTS: COMPARISON FROM LAST QUARTER (ACTIVE PROJECTS)

Project	Positions Available	Positions County Residents	% of Positions County Residents	Positions District Residents	% of Positions District Residents
Wellness Aquatics Increment 1 (Balfour Beatty) 2016 2 nd Qtr Data	Q2: 2016 190	Q2: 2016 155	Q2: 2016 82%	Q2: 2016 35	Q2: 2016 23%
Wellness Aquatics Increment 1 (Balfour Beatty) 2016 3 rd Qtr Data	Q3: 2016 343	Q3: 2016 298	Q3: 2016 87%	Q3: 2016 75	Q3: 2016 25%
COMPARISON RESULTS:	Increased Positions: 153	Increased Positions to County Residents: 143	Increased % of Positions provided to County Residents by: 5%	Increased Positions to District Residents: 40	Increased % of Positions provided to District Residents by: 2%

WELLNESS AQUATICS LOCAL WORKER EMPLOYMENT 2016 2nd & 3rd QUARTERS



Project	Positions Available	Positions County Residents	% of Positions County Residents	Positions District Residents	% of Positions District Residents
NC-HEC (GC: Sundt) 2016 2 nd Qtr Data	Q2: 2016 20	Q2: 2016 19	Q2: 2016 95%	Q2: 2016 2	Q2: 2016 11%
NC-HEC (GC: Sundt) 2016 3 rd Qtr Data	Q3: 2016 139	Q3: 2016 122	Q3: 2016 88%	Q3: 2016 40	Q3: 2016 33%
COMPARISON RESULTS:	Increased Positions: 119	Increased Positions to County Residents: 103	Decreased % of Positions provided to County Residents by: 7%	Increased Positions to District Residents: 38	Increased % of Positions provided to District Residents by: 22%



2.1.4 WORKER UTILIZATION DATA PER BID PACKAGE/CONTRACT

Attached herein as “Exhibit 1” are the “Workforce Utilization Reports” for each of the active projects in construction subject to the CBA requirements during the 3rd quarter of 2016. Exhibit 1 will illustrate which contractors contributed to meeting the CBA local resident employment goal.

Tables 1.1 through 1.3 (below) are excerpts of the *Workforce Utilization Report*’s sub-total data figures, which demonstrates how each of the bid package/contracts fared against each other.

NOTE: Not all CPRs for the final weeks of September 2016 have been submitted by the contractors, thus the worker data is unavailable at the time this report was generated.

Table 1.1

WELLNESS AQUATICS INCREMENT (WAC) 1 & 2 Sub-Total of Worker Utilization Data for each Bid Package/Contract

Notes:

Lowest Performing Contracts Highlighted in **Red**

* Denotes an increase in % from last quarter

Wellness Aquatics Bid Package/ Contract	# OF WEEKLY CPRS SUBMITTED VS. WEEKS DUE UPON CONSTRUCTION START (Cumulative from 9/2015 – 9/2016)	TOTAL NUMBER OF EMPLOYEES (POSITIONS) WORKING	TOTAL NUMBER OF LOCAL-TO- COUNTY (RESIDENT) WORKERS THIS MONTH	% of LOCAL-TO- COUNTY WORKERS FILLING POSITIONS THIS MONTH	TOTAL NUMBER OF LOCAL-TO- SWC DISTRICT WORKERS THIS MONTH	% of LOCAL-TO- SWC DISTRICT WORKERS FILLING POSITIONS THIS MONTH
WAC 1 Earthwork	60 : 64	60	58	97% +	13	22% +
WAC 1 UG Electrical	78 : 80	20	19	95% +	4	21%
WAC 1 Setup (Fence)	47 : 51	15	15	100%	4	27%
WAC 1 UG Wet Utilities	62 : 65	23	22	96% +	3	14%
WAC 1 UG Hydronic Piping	23 : 24	2	2	100%	1	50%
WAC 1&2 Concrete	182 : 198	157	123	78%	33	27% +
WAC 2 Aggregate Piers	21 : 21	20	15	75%	3	20%

WAC 2 BP 10-2 Steel	12 : 14	9	9	100%	7	78%
WAC 2 BP 13-2 General	6 : 9	7	7	100%	1	14%
WAC 2 BP 23-2 Plumbing	16 : 19	9	9	100%	2	22%
WAC 2 Electrical	29 : 37	21	19	90%	4	21%
Cumulative Totals from 9/2015 – 9/2016:	536 : 582	343	298	87%	75	25%

Table 1.2

NATIONAL CITY – HIGHER EDUCATION CENTER

Sub-Total of Worker Utilization Data for each Bid Package/Contract

Notes:

Lowest Performing Contracts Highlighted in Red

+ Denotes an increase in % from last quarter

National City Higher Ed Center Bid Package/ Contract	# OF WEEKLY CPRS SUBMITTED VS. WEEKS DUE UPON CONSTRUCTION START (Cumulative from 3/2016 – 9/2016)	TOTAL NUMBER OF EMPLOYEES (POSITIONS) WORKING	TOTAL NUMBER OF LOCAL-TO- COUNTY (RESIDENT) WORKERS THIS MONTH	% of LOCAL-TO- COUNTY WORKERS FILLING POSITIONS THIS MONTH	TOTAL NUMBER OF LOCAL- TO-SWC DISTRICT WORKERS THIS MONTH	% of LOCAL-TO- SWC DISTRICT WORKERS FILLING POSITIONS THIS MONTH
BP05 _ Site Utilities	21 : 21	9	4	44% +	2	50% +
BP07 _ Landscape	11 : 18	3	0	0%	0	0%
BP08_Struc Site Concrete	23 : 32	18	16	89%	9	56%
BP15 _ Glazing	8 : 10	3	3	100%	0	0%
BP16 _ Doors Frames HWare	21 : 23	8	8	100%	2	25%
BP17 _ Paint	3 : 12	6	1	17%	0	0%
BP19 _ Mtl Stds, DW, Ins	31 : 34	34	34	100%	17	50% +
BP26 _ Plumbing	24 : 27	5	5	100%	0	0%
BP27 _ HVAC	36 : 40	14	14	100%	3	21% +
BP28 _ Electrical	92 : 100	39	37	95%	7	19%
Cumulative Totals from 3/2016 – 9/2016:	270 : 317	139	122	88%	40	33%

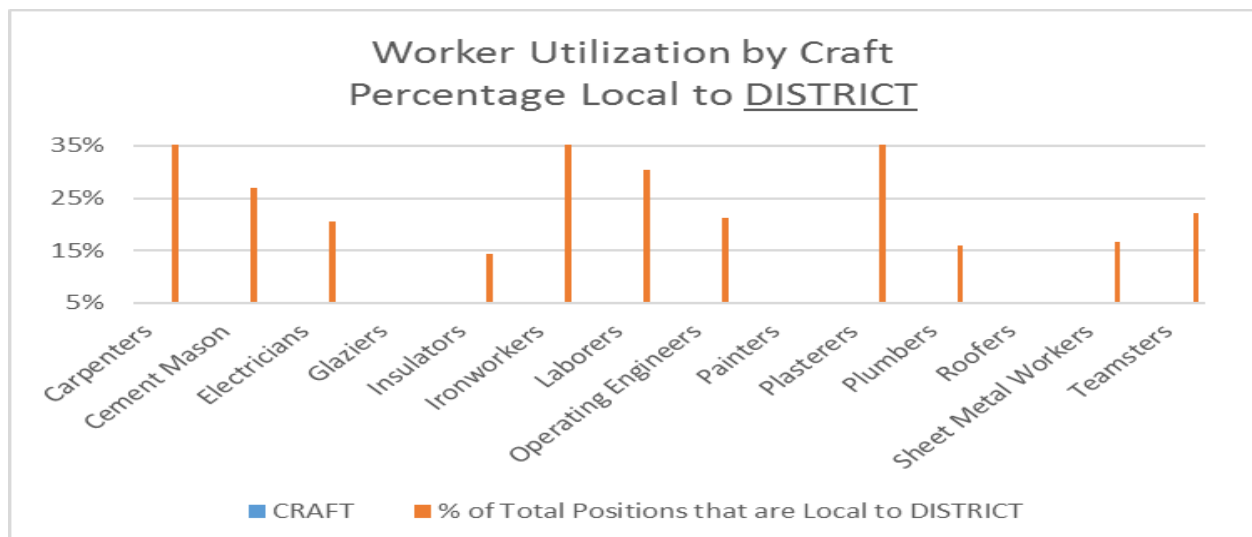
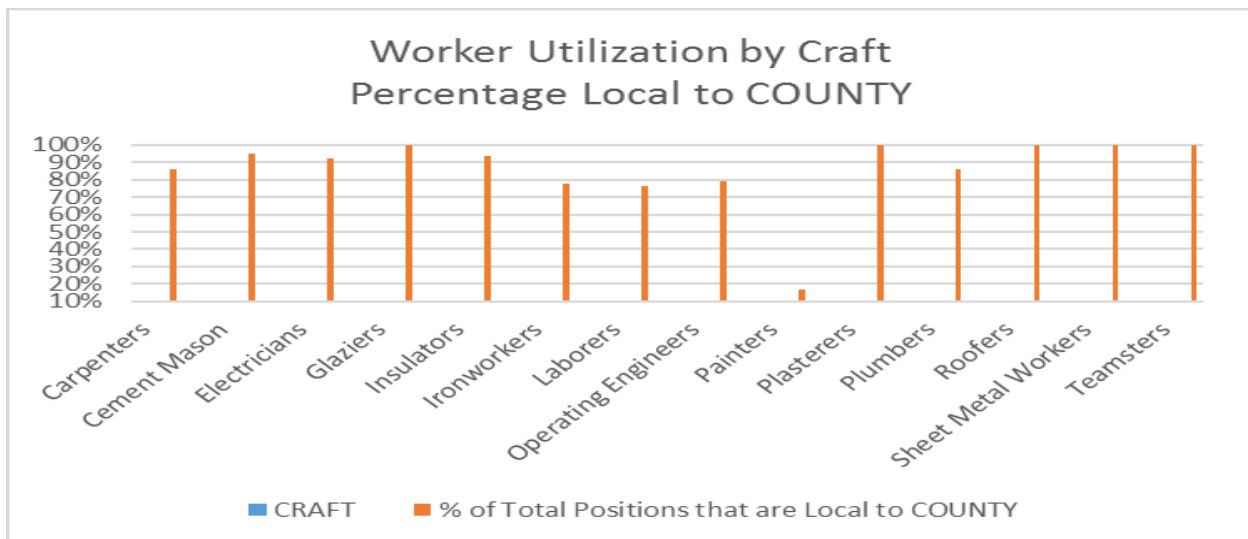
2.1.5 UNION REFERRALS/LOCAL WORKER UTILIZATION (BY CRAFT)

Article 5 of the CBA stipulates that the Unions will exert their best efforts to refer sufficient number of skilled craft workers to fulfill the labor requirements of the contractors and identify individuals, particularly residents of the District, for employment on District project work. The data below demonstrates how each craft (i.e. Union) fared against each other with respect to contractor's utilization of local workers upon District Prop. R work, which includes the following projects:

- ❖ Wellness Aquatics (Increments 1 & 2)
- ❖ National City Higher Education Center
- ❖ Electrical Infrastructure Project Bid 1516-2012R
- ❖ Blue Light Emergency Communications
- ❖ Wireless Upgrades
- ❖ Pipe Loop

The following stipulations were applied to the data analysis:

- The sum of all positions amongst all Prop R CBA-applicable projects was calculated for each craft to derive “Total Positions-Per Craft;” The *Total Positions-Per Craft* were used as the basis for dividing the local County & District worker numbers to derive the noted percentages
- Based on Certified Payroll Reporting and Union dispatch slips, the CBA Administrator calculated the number of workers deemed residents of the “County” and “District’s Zip Code perimeter” for each contractor working upon each project / individual bid packages
- Data was evaluated from September 2014 through September 2016 (*NOTE: Not all CPRs for the final weeks of September 2016 have been submitted by the contractors by the time this report was generated, thus the data represents best-available statistics*)



		LOCAL JOBS ANALYSIS BY CRAFT	
		WORKER UTILIZATION: LOCAL TO COUNTY	WORKER UTILIZATION: LOCAL TO DISTRICT
Carpenters	Total Craft Positions:	81	31
	94	86%	38%
Cement Mason	Total Craft Positions:	37	10
	39	95%	27%
Electricians	Total Craft Positions:	160	33
	173	92%	21%
Glaziers	Total Craft Positions:	3	0
	3	100%	0%
Insulators	Total Craft Positions:	14	2
	15	93%	14%
Ironworkers	Total Craft Positions:	48	20
	62	77%	42%
Laborers	Total Craft Positions:	82	25
	107	77%	30%
Operating Engineers	Total Craft Positions:	104	22
	131	79%	21%

Painters	Total Craft Positions:	1	0
	6	17%	0%
Plasterers	Total Craft Positions:	2	1
	2	100%	50%
Plumbers	Total Craft Positions:	44	7
	51	86%	16%
Roofers	Total Craft Positions:	4	0
	4	100%	0%
Sheet Metal Workers	Total Craft Positions:	6	1
	6	100%	17%
Teamsters	Total Craft Positions:	9	2
	9	100%	22%

2.2 OUTREACH & CONTRACTING TO SMALL / LOCAL BUSINESS ENTERPRISES

On November 4, 2008, by majority election of the Districts' registered voters, \$389,000,000 in general obligation bonds (Proposition R) were authorized to be issued and sold for the benefit of constructing, reconstructing and/or rehabilitating District facilities. The majority of Prop. R projects are being carried out by a Board-approved "Community Benefits Agreement" that delineates provisions for providing contracting opportunities for the local and small business community. Furthermore, the District has a compelling interest to ensure that the goods and services that it buys are of high quality and competitively priced and that public funds are spent in ways that support the development and growth of Small, Local and Emerging Business Enterprises (e.g. Disadvantaged, Minority, Women-owned, Disabled Veteran-owned), hereafter referred to as "S/L/Es."

To this end, the Program Management Team has implemented a *Business Outreach Plan* that includes specific strategies designed to encourage the involvement of S/L/E contractors and vendors in every aspect of the execution of the District's Bond Construction Program. Benefits of the Business Outreach Program include:

- Improved social and economic viability of S/L/Es by the creation of opportunities in their communities;
- Expansion of the contractor base; and,
- Increased number of viable firms to compete for SWCCD contracts.

The Business Outreach Program objectives are to:

- Ensure that SWCCD provides S/L/Es with equal access to the SWCCD Bond Construction Program contracts and subcontracts;
- Aggressively pursue outreach efforts to locate S/L/Es and provide them with the necessary assistance to compete in the SWCCD Bond Construction Program contracting programs; and,
- Report to SWCCD on the participation of S/L/Es in the SWCCD Bond Construction Program.

DEFINITIONS

Local Business is one whose business address zip code is included within the SWCCD bond voting/taxable precinct zip code parameters. These precinct zip code boundaries include:

SWCCD Zip Codes	91902	91908	91909	91910	91911	91912	91913	91914
	91915	91932	91933	91947	91950	91951	92135	92143
	92153	92154	92155	92173	92178			
SD County Zip Codes	91901	91903	91905	91906	91916	91917	91921	91931
	91934	91935	91941	91942	91943	91944	91945	91946
	91948	91962	91963	91976	91977	91978	91979	91980
	91987	92003	92004	92007	92008	92009	92010	92011
	92013	92014	92018	92019	92020	92021	92022	92023
	92024	92025	92026	92027	92028	92029	92030	92033
	92036	92037	92038	92039	92040	92046	92049	92051
	92052	92054	92055	92056	92057	92058	92059	92060
	92061	92064	92065	92066	92067	92068	92069	92070
	92071	92072	92074	92075	92078	92079	92081	92082
	92083	92084	92085	92086	92088	92090	92091	92092
	92093	92096	92101	92102	92103	92104	92105	92106
	92107	92108	92109	92110	92111	92112	92113	92114
	92115	92116	92117	92119	92120	92121	92122	92123
	92124	92126	92127	92128	92129	92130	92131	92132
	92134	92136	92137	92138	92139	92140	92141	92142
	92145	92147	92149	92150	92152	92158	92159	92160
	92161	92162	92163	92164	92165	92166	92167	92168
	92169	92170	92171	92172	92174	92175	92176	92177
	92179	92182	92184	92186	92187	92190	92191	92192
	92193	92194	92195	92196	92197	92198	92199	

Small Business, as defined by the U.S. Small Business Administration*, is one whose annual gross sales do not exceed the amounts below:

- **Construction of Buildings:** Under \$36.5 million

- **Specialty Trade Contractors:** Under \$15 million
- **Professional Services:**
 - Architectural Services: Under \$7.5 million
 - Engineering Services: Under \$15 million
 - Surveying & Mapping: Under \$15 million
 - Environmental Consulting: Under \$15 million
 - Landscape Architecture: Under \$7.5 million
 - Building Inspection Services: Under \$7.5 million

* U.S. SBA Small Business Size Standards, effective 2/26/2016

S/L/E PROGRAM OUTREACH

Outreach to encourage and recruit firms to participate in the Contractor Outreach Program has taken many forms. Marketing and outreach activities have included, but have not limited to:

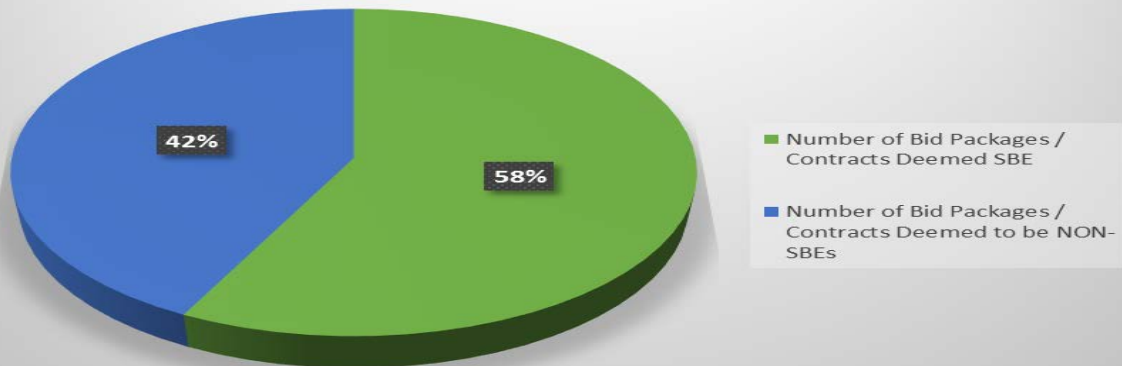
- Collaboration with local Unions to outreach to their base of signatory contractors during the solicitation of bid process;
- Conducting and facilitating workshops/seminars for local contractors and vendors/suppliers interested in working on District projects; Workshops/seminars have informed participants of program requirements and contracting opportunities. Information such as project descriptions, work schedules, crafts/trades to be used, procurement activities, and any other information identifying opportunities were made available to the participants;
- Utilization of a network of contacts that include business and trade organizations, local chambers of commerce, prime contractors, resource providers, Business Development Centers, trade fairs, and workshops in order to recruit S/L/Es. The organizations contacted were provided with schedules, project descriptions, Outreach Program contact information, and other descriptive information to ensure their members are fully aware of the Districts contracting and procurement activities within the Bond Construction Program;
- Business listings were solicited from public agencies that have certified local firms as DVBES, Minority Business Enterprises, Women-owned Business Enterprises, or Disadvantaged Business Enterprises for the purposes of isolating S/L/Es and placing them into the Contractor Outreach Database for outreach activities; and
- Holding workshops and community forums catered to Local, Small, and Disabled-Veteran-Owned Business.

S/L/E BUSINESS UTILIZATION IN PROP. R CONTRACTS

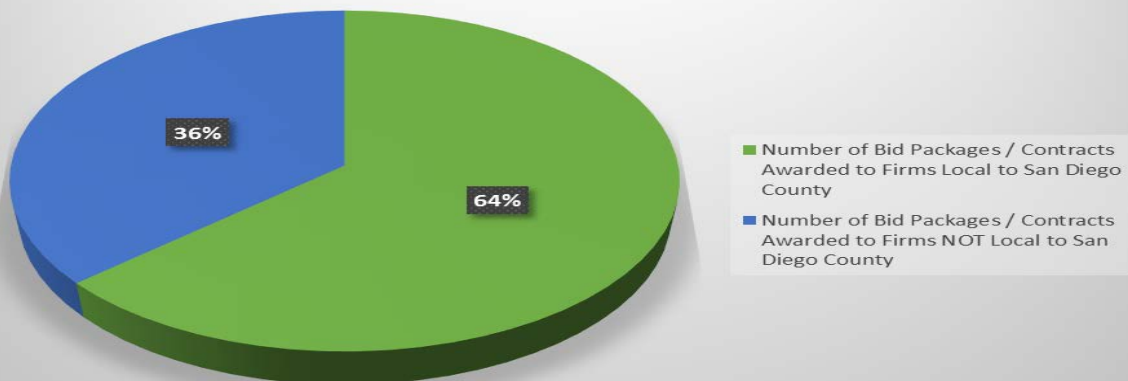
Below is a summary of the participation of firms (contractors, vendors, suppliers, professional consultants) on Proposition R contracts that are deemed either a small business, local business, or emerging business (women-owned, minority-owned, disabled veteran-owned) enterprises.

Projects	TOTAL Bid Package Contracts Subject to the CBA	Number of Contracts Deemed SBE	% of Contracts Deemed to be <u>SBEs</u>	Number of Contracts Awarded to Firms Local to San Diego County	% of Contracts Awarded to Firms <u>Local to San Diego County</u>	Number of Contracts Awarded to Firms Deemed <u>Local & SBE</u>	% of Contracts Awarded to Firms Deemed <u>Local & SBE</u>
Wellness Aquatics Increment 1&2 (Balfour Beatty)	35	22	63%	22	63%	13	37%
NC-HEC (Sundt)	33	19	58%	21	64%	12	36%
MSE (Rudolph & Sletten)	16	1	6%	7	44%	1	6%
Electrical Infrastructure	1	1	100%	1	100%	0	100%
COMBINED SUMMARY (All Projects)	85	43	51%	51	60%	26	31%

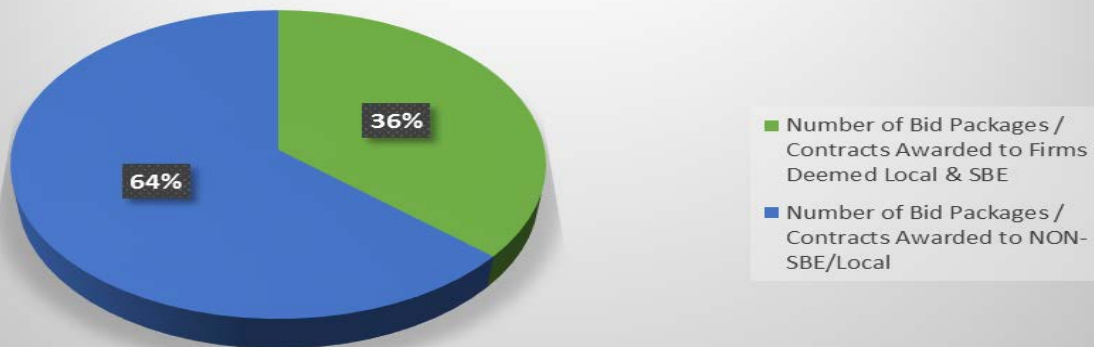
NC-HEC Utilization of SBEs in Contract Awards



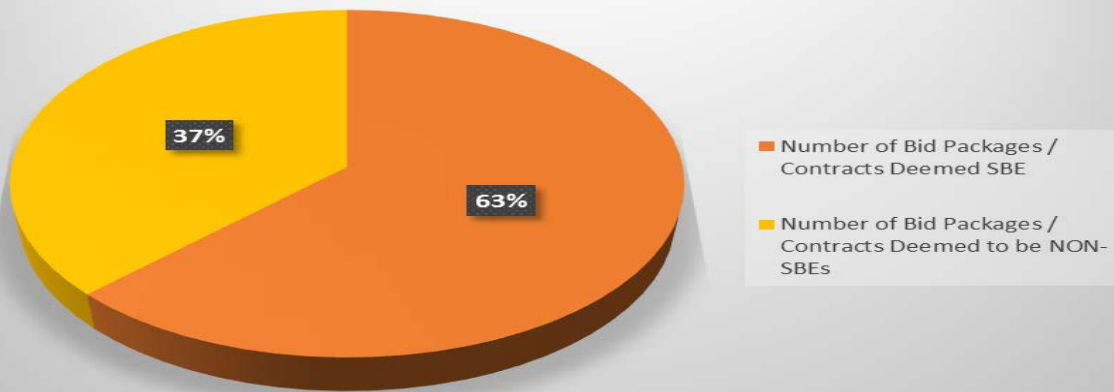
NC-HEC Utilization of "Local" San Diego County Firms



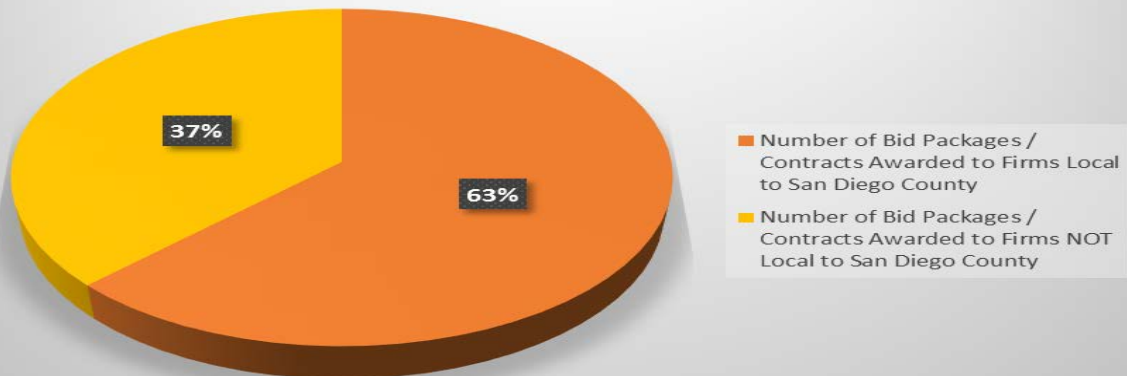
NC-HEC Utilization of Firms Qualified as Both, SBE & Local



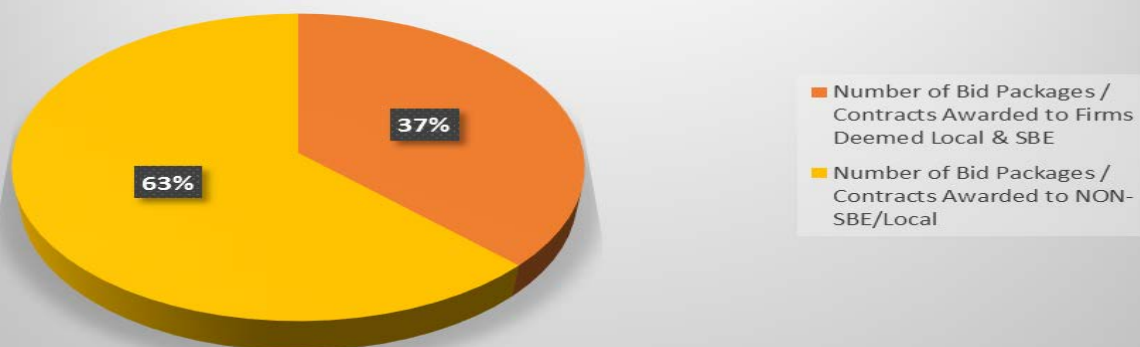
WAC 1 & 2 Utilization of SBEs in Contract Awards



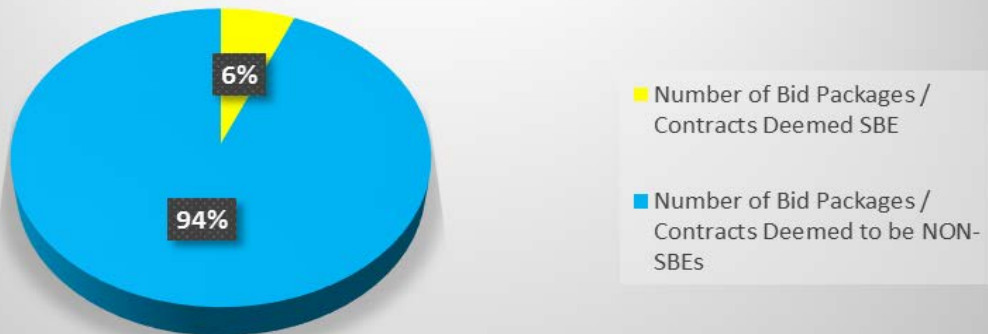
WAC 1 & 2 Utilization of "Local" San Diego County Firms



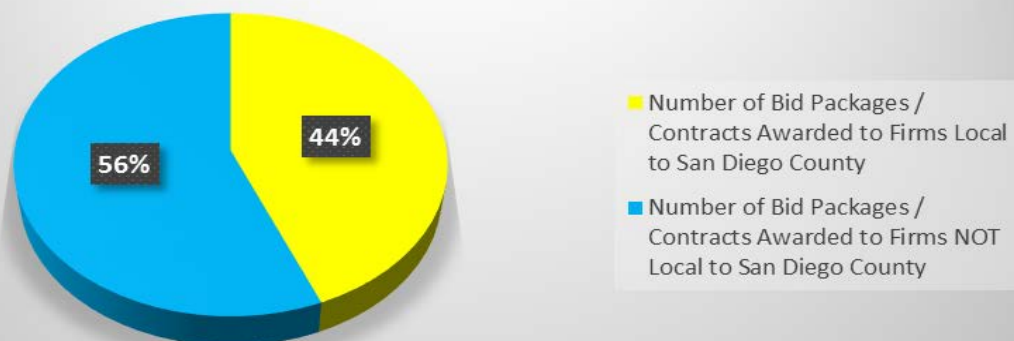
WAC 1 & 2 Utilization of Firms Qualified as Both, SBE & Local



MSE Utilization of SBEs in Contract Awards



MSE Utilization of "Local" San Diego County Firms



MSE Utilization of Firms Qualified as Both, SBE & Local



3 APPRENTICESHIP UTILIZATION /TRAINING & EMPLOYMENT OF DISTRICT RESIDENTS (CBA §16.1)

In recognition of the Southwestern College's mission to maintain continuing support of the programs designed to develop an adequate number of competent workers in the construction industry, the obligation to capitalize on the availability of the local work force in the area served by the District, and the opportunities to provide continuing work under the construction program funded by Proposition R. To these ends, the District, the CBA's Project Labor Coordinator, other District consultants, the contractors and the Unions signatory to the CBA, will work cooperatively to identify or establish and maintain effective programs and procedures for persons interested in entry into apprenticeship training programs.

CBA GOALS:

- ***The Unions agree to cooperate with the Contractor in furnishing apprentices as requested up to the maximum percentage. The apprentice ratio for each craft shall be in compliance, at minimum, with the applicable provisions of Labor Code 1777.5 (20% of total journeyman (straight-time) hours per craft, unless exemption is granted)***
- ***Train and employ District residents as it relates to apprenticeship training / utilization***

Below is a summary of the contractor's compliance with minimum State apprenticeship utilization ratios to-date upon ACTIVE Prop R projects; any contractors who are currently not meeting the State's minimum 20% ratio have been advised by the CBA's Project Labor Coordinator of their apprenticeship obligations to be met prior to their completion of project work.

PROJECT	BID PACKAGE #	CONTRACTOR	APPRENTICEABLE CRAFT	JOURNEYMAN'S STRAIGHT-TIME HOURS	APPRENTICE HOURS (COMPLIANCE STATUS)
Wellness Aquatics Inc 1	02-1 Site Setup	Alcorn Fence	Operating Engineers & Laborers	N/A: Exempt up to 5 & 4 bodies p/day, respectively	N/A (Complaint)
Wellness Aquatics Inc 1	03-1 Earthwork	FJ Willert	Operating Engineers & Laborers	N/A: Exempt up to 5 & 4 bodies p/day, respectively	N/A (Complaint)
Wellness Aquatics Inc 1	03-1 Earthwork	Cut N Core	Laborers	N/A: Exempt up to 4 bodies p/day	N/A (Complaint)
Wellness Aquatics Inc 1 & 2	04-1 Concrete	Minegar	Carpenter	9956.5	4394 (Complaint)
Wellness Aquatics Inc 1 & 2	04-1 Concrete	Cut N Core	Laborers	N/A: Exempt up to 4 bodies p/day	N/A (Complaint)
Wellness Aquatics Inc 1 & 2	04-1 Concrete	Courtney	Roofers	162	228 (Complaint)
Wellness Aquatics Inc 1 & 2	04-1 Concrete	FJ Willert	Operating Engineers & Laborers	N/A: Exempt up to 5 & 4 bodies p/day, respectively	N/A (Complaint)
Wellness Aquatics Inc 1 & 2	04-1 Concrete	Pacific Steel Group	Ironworkers	1423	414 (Complaint)
Wellness Aquatics Inc 1 & 2	04-1 Concrete	D&D Concrete	Cement Masons	552	81 (Not Currently Meeting Min. Ratio)

Wellness Aquatics Inc 1 & 2	04-1 Concrete	D&D Concrete	Laborers	N/A: Exempt up to 4 bodies p/day	N/A (Complaint)
Wellness Aquatics Inc 1 & 2	04-1 Concrete	Conco Pumping	Operating Engineers	N/A: Exempt up to 5 bodies p/day	N/A (Complaint)
Wellness Aquatics Inc 1 & 2	04-1 Concrete	Marco Crane	Operating Engineers	N/A: Exempt up to 5 bodies p/day	N/A (Complaint)
Wellness Aquatics Inc 1 & 2	04-1 Concrete	Marco Crane	Ironworkers	24	0 (Not Currently Meeting Min. Ratio)
Wellness Aquatics Inc 1	05-1 UG Wet Utilities	Interpipe	Operating Engineers	N/A: Exempt up to 5 bodies p/day	N/A (Complaint)
Wellness Aquatics Inc 1	05-1 UG Wet Utilities	Interpipe	Plumbers	1942	1215 (Complaint)
Wellness Aquatics Inc 1	05-1 UG Wet Utilities	FJ Willert	Operating Engineers	N/A: Exempt up to 5 bodies p/day	N/A (Complaint)
Wellness Aquatics Inc 1	05-1 UG Wet Utilities	Old Castle	Laborers	N/A: Exempt up to 4 bodies p/day	N/A (Complaint)
Wellness Aquatics Inc 1	05-1 UG Wet Utilities	Bob's Crane	Operating Engineers	N/A: Exempt up to 5 bodies p/day	N/A (Complaint)
Wellness Aquatics Inc 1	07-1 UG Electrical	Neal Electric	Electricians	505	68 (Not Currently Meeting Min. Ratio)
Wellness Aquatics Inc 1	07-1 UG Electrical	Select Electric	Electricians	134	0 DAS-142s on file; (Complaint)
Wellness Aquatics Inc 1	06-1 UG Hydronic Piping	Jackson & Blanc	Plumbers	12	8 (Complaint)
Wellness Aquatics Inc 2	08-2 Aggregate Stone Piers	Hayward Baker	Operating Engineers & Laborers	N/A: Exempt up to 5 & 4 bodies p/day, respectively	N/A (Complaint)
Wellness Aquatics Inc 2	08-2 Aggregate Stone Piers	FJ Willert	Operating Engineers & Laborers	N/A: Exempt up to 5 & 4 bodies p/day, respectively	N/A (Complaint)
Wellness Aquatics Inc 2	10-2 Steel	Mc Mahon	Ironworkers	278	58 (Complaint)
Wellness Aquatics Inc 2	13-2 General	Electro Specialty	Electricians	106	65 (Complaint)
Wellness Aquatics Inc 2	23-2 Plumbing	Interpipe	Plumbers	885	711 (Complaint)
Wellness Aquatics Inc 2	23-2 Plumbing	Interpipe	Operating Engineers	N/A: Exempt up to 5 bodies p/day	N/A (Complaint)
Wellness Aquatics Inc 2	25-2 Electrical	Kendrick Excavation	Operating Engineers	N/A: Exempt up to 5 bodies p/day	N/A (Complaint)
Wellness Aquatics Inc 2	25-2 Electrical	Morrow Meadows	Electrician	2165.5	630 (Complaint)
NC-HEC	05 Site Utilities	Bali	Operating Engineers	N/A: Exempt up to 5 bodies p/day	N/A (Complaint)
NC-HEC	05 Site Utilities	Bali	Laborers	N/A: Exempt up to 4 bodies p/day	N/A (Complaint)
NC-HEC	07 Landscape	Pierre Landscape	Laborers	N/A: Exempt up to 4 bodies p/day	N/A (Complaint)
NC-HEC	07 Landscape	Pierre Landscape	Plumbers	24	0 (Not Currently Meeting Min. Ratio)

					<i>Meeting Min. Ratio)</i>
NC-HEC	08 Site Concrete	Demcon	Carpenter	1338.5	238 <i>(Complaint)</i>
NC-HEC	08 Site Concrete	Demcon	Laborer	298	128 <i>(Complaint)</i>
NC-HEC	08 Site Concrete	Demcon	Operating Engineers	N/A: Exempt up to 5 bodies p/day	N/A <i>(Complaint)</i>
NC-HEC	08 Site Concrete	Merli	Operating Engineers	N/A: Exempt up to 5 bodies p/day	N/A <i>(Complaint)</i>
NC-HEC	08 Site Concrete	Quality Rebar	Ironworkers	168	17 <i>(Not Currently Meeting Min. Ratio)</i>
NC-HEC	15 Glazing	Centex Glazing	Glaziers	54	0 <i>(Not Currently Meeting Min. Ratio)</i>
NC-HEC	16 Doors Frames Hardware	Johnson Finch McClure	Carpenter	15.5	15.5 <i>(Complaint)</i>
NC-HEC	16 Doors Frames Hardware	Superior Door	Carpenter	50	11 <i>(Complaint)</i>
NC-HEC	17 Paint	Everlast	Painters	72	0 <i>(Not Currently Meeting Min. Ratio)</i>
NC-HEC	19 Metal Studs, Drywall, Insulation	Johnson Finch McClure	Carpenters	1831.5	641 <i>(Complaint)</i>
NC-HEC	19 Metal Studs, Drywall, Insulation	Johnson Finch McClure	Plasterers	9	0 <i>(Not Currently Meeting Min. Ratio)</i>
NC-HEC	19 Metal Studs, Drywall, Insulation	CMS Interiors	Carpenters	279.5	180 <i>(Complaint)</i>
NC-HEC	26 Plumbing	Advance Plumbing	Plumber	122.5	51 <i>(Complaint)</i>
NC-HEC	26 Plumbing	TC Welding	Plumber	24	0 <i>(Not Compliant; only 1 worker)</i>
NC-HEC	27 HVAC	Jackson & Blanc	Sheetmetal Worker	426	66 <i>(Not Currently Meeting Min. Ratio)</i>
NC-HEC	27 HVAC	Jackson & Blanc	Plumber	4	1 <i>(Ratio N/A)</i>
NC-HEC	27 HVAC	Farwest Insulation	Asbestos Heat & Frost Insulator	62	2 <i>(Not Currently Meeting Min. Ratio)</i>
NC-HEC	28 Electrical	World Bridge	Electrician	281	32 <i>(Not Currently Meeting Min. Ratio)</i>
NC-HEC	28 Electrical	Baker Electric	Electrician	1557.5	624 <i>(Complaint)</i>
NC-HEC	28 Electrical	Pyro Comm	Electrician	81	64 <i>(Complaint)</i>

NC-HEC	28 Electrical	RAP Engineering	Operating Eng & Laborers	N/A: Exempt up to 5 bodies & 4 bodies p/day, respectively	N/A (Complaint)
NC-HEC	28 Electrical	Farwest	Insulators	12	0 (Not Currently Meeting Min. Ratio)
Math Science Engineering	03 Demo Hazmat	Silverado	Operating Eng & Laborers	N/A: Exempt up to 5 bodies & 4 bodies p/day, respectively	N/A (Complaint)
Math Science Engineering	03 Demo Hazmat	Chula Vista Electric	Electrician	12	2 (Not Currently Meeting Min. Ratio)
Math Science Engineering	03 Demo Hazmat	Fastrack Rentals	Operating Eng	N/A: Exempt up to 5 bodies p/day	N/A (Complaint)
Math Science Engineering	03 Demo Hazmat	Inland Mechanical	Plumbers	8	38 (Complaint)
Math Science Engineering	03 Demo Hazmat	Power Plus!	Electrician	43	0 (Not Currently Meeting Min. Ratio)

4

PREVAILING WAGE / LABOR COMPLIANCE

Pursuant to California Labor Code 1771 all workers employed on public works projects shall be paid a prevailing wage determined by the California Department of Industrial Relations (DIR). As an extension to the SWC Bond Program Management Team, Casamar Group LLC provides support services for the monitoring and enforcement of contractor's compliance with the prevailing wage laws of the State of California for work on Prop. R projects.

Below is a summary of each General Contractor's compliance with submittal of payroll and related documentation, for its own firm and that of its subcontractors, which validates contractor's meeting of the public works labor compliance requirements. Further detail on each contractor's level of compliance may be found in Document Tracking Logs for each project, which may be provided upon request.

PROJECT	BID PACKAGE #	General Contractor	Number of Contractors Within GC's Contract	Number of ACTIVE CONTRACTORS Deemed "NON-Compliant"	Most Recent Non-Compliance Issued Raised to GC / CM-at-Risk
Wellness Aquatics Inc 1	02-1 Site Setup	Alcorn Fence	1	1	9/2016 Monthly Report; Request for Documents issued 9/26/16
Wellness Aquatics Inc 1	03-1 Earthwork	FJ Willert	3	1	9/2016 Monthly Report; Request for Documents issued 9/7/16
Wellness Aquatics Inc 1 & 2	04-1 Concrete	Minegar	8	1	9/2016 Monthly Report; Request for Documents issued 9/20/16
Wellness Aquatics Inc 1	05-1 UG Wet Utilities	Interpipe	5	0	N/A; all contractors relatively compliant
Wellness Aquatics Inc 1	06-1 Hydronic Piping	Jackson & Blanc	3	0	N/A; all contractors relatively compliant
Wellness Aquatics Inc 1	07-1 UG Electrical	Neal Electric	2	0	N/A; all contractors relatively compliant
Wellness Aquatics	10-2 Steel	McMahon Steel	3	0	N/A; all contractors relatively compliant

Inc 2					<i>compliant</i>
Wellness Aquatics Inc 2	13-2 General	Brady	14	0	<i>N/A; all contractors relatively compliant</i>
Wellness Aquatics Inc 2	22-2 Fire Protection	Schmidt	2	0	<i>N/A; all contractors relatively compliant</i>
Wellness Aquatics Inc 2	23-2 Plumbing	Interpipe	3	0	<i>N/A; all contractors relatively compliant</i>
Wellness Aquatics Inc 2	25-2 Electrical	Morrow Meadows	3	0	<i>N/A; all contractors relatively compliant</i>
NC-HEC	05 Site Utilities	Bali	1	0	<i>N/A; all contractors relatively compliant</i>
NC-HEC	07 Landscape	Pierre Landscape	1	0	<i>N/A; all contractors relatively compliant</i>
NC-HEC	08 Struc Site Concrete	Demcon	5	1	9/2016 Monthly Report; Request for Documents issued 9/19/16
NC-HEC	15 Glazing	Centex Glazing	1	0	<i>N/A; all contractors relatively compliant</i>
NC-HEC	16 Doors Frames Hardware	Johnson Finch McClure	4	0	<i>N/A; all contractors relatively compliant</i>
NC-HEC	17 Paint	Everlast	1	1	9/2016 Monthly Report; Request for Documents issued 9/19/16
NC-HEC	19 Metal Studs, Drywall, Insulation	Johnson Finch McClure	4	0	<i>N/A; all contractors relatively compliant</i>
NC-HEC	26 Plumbing	Advance Plumbing	3	0	<i>N/A; all contractors relatively compliant</i>
NC-HEC	27 HVAC	Jackson & Blanc	6	1	9/2016 Monthly Report; Request for Documents issued 9/26/16
NC-HEC	28 Electrical	Baker Electric	5	5	9/2016 Monthly Report; Request for Documents issued 9/19/16
MSE	03 Demo Hazmat	Silverado	9	2	9/2016 Monthly Report; Request for Documents issued 9/19/16
MSE	10 Metal Stud Framing DW	Performance Contracting	4	0	<i>N/A; all contractors relatively compliant</i>
MSE	21 Electric	Dynalectric	5	0	<i>N/A; all contractors relatively compliant</i>
MSE	22 Earthwork	FJ Willert	3	0	<i>N/A; all contractors relatively compliant</i>
MSE	25 Site Utility	Advance Plumbing	2	0	<i>N/A; all contractors relatively compliant</i>

EXHIBIT 1: WORKFORCE UTILIZATION REPORTS

Projects:

- **Wellness Aquatics Increment 1 & 2 (Balfour Beatty)**
- **National City-Higher Education Center (Sundt)**
- **Math Science Engineering (Rudolph & Sletten)**

Southwestern College - Wellness Aquatics Increment 1 and 2 Contracts
CBA Workforce Utilization Report (EXHIBIT 1)

REPORTING MONTH	CONTRACTORS	RATIO OF WEEKS REPORTED THIS MONTH	TOTAL NUMBER OF EMPLOYEES (POSITIONS) WORKING THIS MONTH	TOTAL NUMBER OF LOCAL-TO-COUNTY (RESIDENT) WORKERS THIS MONTH	% of LOCAL-TO-COUNTY WORKERS FILLING POSITIONS THIS MONTH	TOTAL NUMBER OF LOCAL-TO-SWC DISTRICT WORKERS THIS MONTH	% of LOCAL-TO-SWC DISTRICT WORKERS FILLING POSITIONS THIS MONTH
Sept-15	Site Setup_Alcorn Fence	1 : 1	1	1	100%	0	0%
Oct-15	Site Setup_Alcorn Fence	5 : 5	10	10	100%	3	30%
Nov-15	Earthwork_FJ Willert	3 : 3	10	10	100%	2	20%
	UG Electrical_Neal Electric	4 : 4	3	3	100%	1	33%
	Site Setup_Alcorn Fence	4 : 4	0	0	0%	0	0%
	Increment 1 – 05-1 UG Wet Utilities_ Interpipe	1 : 1	3	3	100%	0	0%
Dec-15	Earthwork_FJ Willert	5 : 5	11	10	91%	2	20%
	UG Electrical_Neal Electric	5 : 5	2	2	100%	1	50%
	Site Setup_Alcorn Fence	4 : 4	0	0	0%	0	0%
	Increment 1 – 05-1 UG Wet Utilities_ Interpipe	5 : 5	4	4	100%	2	50%
	Increment 1 – 05-1 UG Wet Utilities_ FJ Willert	3 : 3	2	2	100%	1	50%
Jan-16	Earthwork_FJ Willert	5 : 5	8	8	100%	3	38%
	UG Electrical_Neal Electric	5 : 5	4	4	100%	1	25%
	UG Electrical_Select Electric	1 : 1	4	4	100%	0	0%
	Site Setup_Alcorn Fence	5 : 5	0	0	0%	0	0%
	Increment 1 – 05-1 UG Wet Utilities_ Interpipe	5 : 5	1	1	100%	0	0%
	Increment 1 – 05-1 UG Wet Utilities_ Old Castle Precast	1 : 1	1	1	100%	0	0%
Feb-16	Earthwork_FJ Willert	4 : 4	7	6	86%	1	17%
	Earthwork_All Clean Sweeing dba: D&N Sweeping	2 : 2	1	1	100%	0	0%
	UG Electrical_Neal Electric	4 : 4	0	0	0%	0	0%
	UG Electrical_Select Electric	4 : 4	4	3	75%	1	33%
	Site Setup_Alcorn Fence	4 : 4	0	0	0%	0	0%
	Increment 1 – 05-1 UG Wet Utilities_ Interpipe	4 : 4	1	1	100%	0	0%
	Increment 1 – 05-1 UG Wet Utilities_ Old Castle Precast	4 : 4	3	2	67%	0	0%
	Concrete _ Minegar	4 : 4	5	3	60%	0	0%
	Concrete _ FJ Willert	1 : 1	1	0	0%	0	0%
	Inc 2: BP 08-2 Aggregate Piers _ FJ Willert	1 : 1	1	0	0%	0	0%
Mar-16	Earthwork_FJ Willert	4 : 4	5	5	100%	0	0%
	Earthwork_All Clean Sweeing dba: D&N Sweeping	1 : 1	0	0	0%	0	0%
	UG Electrical_Neal Electric	4 : 4	0	0	0%	0	0%
	UG Electrical_Select Electric	4 : 4	1	1	100%	0	0%
	Site Setup_Alcorn Fence	4 : 4	0	0	0%	0	0%
	Increment 1 – 05-1 UG Wet Utilities_ Interpipe	5 : 5	0	0	0%	0	0%
	Increment 1 – 05-1 UG Wet Utilities_ Bob's Crane	4 : 4	2	2	100%	0	0%
	Increment 1 – 05-1 UG Wet Utilities_ Old Castle Precast	5 : 5	0	0	0%	0	0%
	Concrete _ Minegar	4 : 4	13	9	69%	3	33%
	Concrete _ Conco Pumping	4 : 4	1	0	0%	0	0%
	Concrete _ D&D Concrete	1 : 1	5	5	100%	2	40%
	Concrete _ FJ Willert	4 : 4	2	2	100%	1	50%
	Concrete _ Pacific Steel Group	4 : 4	8	1	13%	0	0%
	Inc 2: BP 08-2 Aggregate Piers _ Hayward Baker	4 : 4	11	8	73%	2	25%
	Inc 2: BP 08-2 Aggregate Piers _ FJ Willert	4 : 4	2	2	100%	1	50%
Apr-16	Earthwork_FJ Willert	4 : 4	1	1	100%	0	0%
	UG Electrical_Neal Electric	4 : 4	0	0	0%	0	0%
	UG Electrical_Select Electric	4 : 4	0	0	0%	0	0%
	Site Setup_Alcorn Fence	4 : 4	0	0	0%	0	0%
	Increment 1 – 05-1 UG Wet Utilities_ Interpipe	4 : 4	2	2	100%	0	0%
	Increment 1 – 05-1 UG Wet Utilities_ Old Castle Precast	2 : 2	0	0	0%	0	0%
	Concrete _ Minegar	4 : 4	3	2	67%	1	50%
	Concrete _ Conco Pumping	4 : 4	0	0	0%	0	0%
	Concrete _ D&D Concrete	4 : 4	6	6	100%	0	0%
	Concrete _ FJ Willert	4 : 4	2	1	50%	0	0%

Southwestern College - Wellness Aquatics Increment 1 and 2 Contracts
CBA Workforce Utilization Report (EXHIBIT 1)

	Concrete _ Marco Crane	2 : 2	7	4	57%	0	0%
Apr-16 (Cont)	Concrete _ Pacific Steel Group	4 : 4	10	9	90%	3	33%
	UG Hydronic Piping _ Jackson & Blanc	3 : 3	2	2	100%	1	50%
	Inc 2: BP 08-2 Aggregate Piers _ Hayward Baker	4 : 4	0	0	0%	0	0%
	Inc 2: BP 08-2 Aggregate Piers _ FJ Willert	4 : 4	6	5	83%	0	0%
	Earthwork _ FJ Willert	4 : 4	1	1	100%	0	0%
May-16	UG Electrical _ Neal Electric	4 : 4	0	0	0%	0	0%
	UG Electrical _ Select Electric	5 : 5	0	0	0%	0	0%
	Site Setup _ Alcorn Fence	4 : 4	0	0	0%	0	0%
	Increment 1 – 05-1 UG Wet Utilities _ Interpipe	5 : 5	0	0	0%	0	0%
	Concrete _ Minegar	4 : 4	1	1	100%	0	0%
	Concrete _ Conco Pumping	5 : 5	0	0	0%	0	0%
	Concrete _ Courtney	3 : 3	4	4	100%	0	0%
	Concrete _ D&D Concrete	4 : 4	0	0	0%	0	0%
	Concrete _ FJ Willert	4 : 4	2	1	50%	0	0%
	Concrete _ Marco Crane	5 : 5	0	0	0%	0	0%
	Concrete _ Pacific Steel Group	4 : 4	3	2	67%	1	50%
	UG Hydronic Piping _ Jackson & Blanc	5 : 5	0	0	0%	0	0%
	Inc 2: BP 23-2 Plumbing _ Interpipe	2 : 2	7	7	100%	2	29%
	Inc 2: BP 25-2 Electrical _ Morrow Meadows	3 : 3	4	4	100%	1	25%
	Inc 2: BP 25-2 Electrical _ Kendrick Excavation	3 : 3	1	1	100%	1	100%
	Earthwork _ FJ Willert	4 : 4	7	7	100%	2	29%
	Earthwork _ Cut N Core	2 : 2	2	2	100%	2	100%
	UG Electrical _ Neal Electric	4 : 4	0	0	0%	0	0%
Jun-16	UG Electrical _ Select Electric	4 : 4	0	0	0%	0	0%
	Site Setup _ Alcorn Fence	4 : 4	3	3	100%	1	33%
	Increment 1 – 05-1 UG Wet Utilities _ Interpipe	4 : 4	0	0	0%	0	0%
	Concrete _ Minegar	4 : 4	11	8	73%	1	13%
	Concrete _ Conco Pumping	4 : 4	0	0	0%	0	0%
	Concrete _ Courtney	4 : 4	0	0	0%	0	0%
	Concrete _ D&D Concrete	4 : 4	0	0	0%	0	0%
	Concrete _ FJ Willert	4 : 4	5	5	100%	1	20%
	Concrete _ Marco Crane	4 : 4	0	0	0%	0	0%
	Concrete _ Pacific Steel Group	4 : 4	10	8	80%	4	50%
	UG Hydronic Piping _ Jackson & Blanc	4 : 4	0	0	0%	0	0%
	Inc 2: BP 10-2 Steel _ McMahon Steel	2 : 2	6	6	100%	4	67%
	Inc 2: BP 23-2 Plumbing _ Interpipe	4 : 4	1	1	100%	0	0%
	Inc 2: BP 25-2 Electrical _ Morrow Meadows	4 : 4	7	7	100%	1	14%
	Inc 2: BP 25-2 Electrical _ Kendrick Excavation	4 : 4	0	0	0%	0	0%
	Earthwork _ FJ Willert	4 : 4	2	2	100%	0	0%
	Earthwork _ Cut N Core	5 : 5	0	0	0%	0	0%
	UG Electrical _ Neal Electric	4 : 4	2	2	100%	0	0%
Jul-16	UG Electrical _ Select Electric	4 : 4	0	0	0%	0	0%
	Site Setup _ Alcorn Fence	4 : 4	0	0	0%	0	0%
	Increment 1 – 05-1 UG Wet Utilities _ Interpipe	4 : 4	4	4	100%	0	0%
	Concrete _ Minegar	4 : 4	2	2	100%	1	50%
	Concrete _ Conco Pumping	4 : 4	3	1	33%	0	0%
	Concrete _ Courtney	4 : 4	0	0	0%	0	0%
	Concrete _ Cut N Core	4 : 4	3	3	100%	3	100%
	Concrete _ D&D Concrete	4 : 4	15	15	100%	3	20%
	Concrete _ FJ Willert	4 : 4	1	1	100%	0	0%
	Concrete _ Marco Crane	5 : 5	0	0	0%	0	0%
	Concrete _ Pacific Steel Group	4 : 4	5	4	80%	3	75%
	UG Hydronic Piping _ Jackson & Blanc	4 : 4	0	0	0%	0	0%
	Inc 2: BP 10-2 Steel _ McMahon Steel	4 : 4	0	0	0%	0	0%
	Inc 2: BP 13-2 General _ Electro Specialty Sys	1 : 1	2	2	100%	0	0%
	Inc 2: BP 23-2 Plumbing _ Interpipe	4 : 4	1	1	100%	0	0%
	Inc 2: BP 25-2 Electrical _ Morrow Meadows	4 : 4	3	2	67%	0	0%

Southwestern College - Wellness Aquatics Increment 1 and 2 Contracts
CBA Workforce Utilization Report (EXHIBIT 1)

Aug-16	Inc 2: BP 25-2 Electrical _ Kendrick Excavation	4 : 4		0	0	0%	0	0%
	Earthwork _ FJ Willert	5 : 5		4	4	100%	1	25%
	Earthwork _ Cut N Core	4 : 4		0	0	0%	0	0%
	UG Electrical _ Neal Electric	4 : 4		0	0	0%	0	0%
	UG Electrical _ Select Electric	4 : 4		0	0	0%	0	0%
	Site Setup _ Alcorn Fence	3 : 4	**	1	1	100%	0	0%
	Increment 1 – 05-1 UG Wet Utilities_ Interpipe	5 : 5		0	0	0%	0	0%
	Concrete _ Minegar	4 : 4		5	4	80%	2	50%
	Concrete _ Conco Pumping	4 : 4		2	1	50%	0	0%
	Concrete _ Courtney	4 : 4		0	0	0%	0	0%
	Concrete _ Cut N Core	4 : 4		0	0	0%	0	0%
	Concrete _ D&D Concrete	4 : 4		10	10	100%	1	10%
	Concrete _ FJ Willert	4 : 4		5	5	100%	2	40%
	Concrete _ Marco Crane	4 : 4		0	0	0%	0	0%
	Concrete _ Pacific Steel Group	4 : 4		4	4	100%	0	0%
	UG Hydronic Piping _ Jackson & Blanc	4 : 4		0	0	0%	0	0%
	Inc 2: BP 10-2 Steel _ McMahon Steel	4 : 4		1	1	100%	1	100%
	Inc 2: BP 13-2 General _ Electro Specialty Sys	4 : 4		5	5	100%	1	20%
	Inc 2: BP 23-2 Plumbing _ Interpipe	5 : 5		0	0	0%	0	0%
	Inc 2: BP 25-2 Electrical _ Morrow Meadows	2 : 5	**	5	4	80%	0	0%
	Inc 2: BP 25-2 Electrical _ Kendrick Excavation	4 : 4		1	1	100%	1	100%
Sep-16	Earthwork _ FJ Willert	2 : 4	**	1	1	100%	0	0%
	Earthwork _ Cut N Core	2 : 4	**	0	0	0%	0	0%
	UG Electrical _ Neal Electric	3 : 4	**	0	0	0%	0	0%
	UG Electrical _ Select Electric	3 : 4	**	0	0	0%	0	0%
	Site Setup _ Alcorn Fence	1 : 4	**	0	0	0%	0	0%
	Increment 1 – 05-1 UG Wet Utilities_ Interpipe	1 : 4	**	0	0	0%	0	0%
	Concrete _ Minegar	2 : 4	**	0	0	0%	0	0%
	Concrete _ Conco Pumping	2 : 4	**	1	0	0%	0	0%
	Concrete _ Courtney	2 : 4	**	0	0	0%	0	0%
	Concrete _ Cut N Core	1 : 4	**	0	0	0%	0	0%
	Concrete _ D&D Concrete	2 : 4	**	0	0	0%	0	0%
	Concrete _ FJ Willert	2 : 4	**	0	0	0%	0	0%
	Concrete _ Marco Crane	3 : 4	**	0	0	0%	0	0%
	Concrete _ Pacific Steel Group	2 : 4	**	2	2	100%	1	50%
	UG Hydronic Piping _ Jackson & Blanc	3 : 4	**	0	0	0%	0	0%
	Inc 2: BP 10-2 Steel _ McMahon Steel	2 : 4	**	2	2	100%	2	100%
	Inc 2: BP 13-2 General _ Electro Specialty Sys	1 : 4	**	0	0	0%	0	0%
	Inc 2: BP 23-2 Plumbing _ Interpipe	1 : 4	**	0	0	0%	0	0%
	Inc 2: BP 25-2 Electrical _ Morrow Meadows	1 : 4	**	0	0	0%	0	0%
	Inc 2: BP 25-2 Electrical _ Kendrick Excavation	2 : 4	**	0	0	0%	0	0%

Notes:

Double asterisk (**) Denotes not all workforce data for the month has been accounted for, due to contractor's non-submittal of Certified Payroll Records. Remaining data will be reflected in next monthly report.

Grey Highlight denotes a contractor that has finished its scope of work.

Yellow Highlight denotes an active contractor.

Southwestern College - Wellness Aquatics Increment 1 and 2 Contracts
CBA Workforce Utilization Report (EXHIBIT 1)

CUMULATIVE STATISTICAL DATA

		RATIO OF WEEKS REPORTED THIS MONTH	TOTAL NUMBER OF EMPLOYEES (POSITIONS) WORKING THIS MONTH	TOTAL NUMBER OF LOCAL-TO- COUNTY (RESIDENT) WORKERS THIS MONTH	% of LOCAL-TO- COUNTY WORKERS FILLING POSITIONS THIS MONTH	TOTAL NUMBER OF LOCAL-TO-SWC DISTRICT WORKERS THIS MONTH	% of LOCAL-TO-SWC DISTRICT WORKERS FILLING POSITIONS THIS MONTH
SUB-TOTALS:	WAC 1 _ BP 03-1 Earthwork	60 : 64 **	60	58	97%	13	22%
SUB-TOTALS:	WAC 1 _ BP 07-1 UG Electrical Utilities	78 : 80 **	20	19	95%	4	21%
SUB-TOTALS:	WAC 1 _ BP 02-1 Site Setup (Fence)	47 : 51 **	15	15	100%	4	27%
SUB-TOTALS:	WAC 1 _ BP 05-1 UG Wet Utilities	62 : 65 **	23	22	96%	3	14%
SUB-TOTALS:	WAC 1 _ BP 06-1 UG Hydronic Piping	23 : 24 **	2	2	100%	1	50%
SUB-TOTALS:	WAC 1 & 2 _ BP 04-1 Concrete	182 : 198 **	157	123	78%	33	27%
SUB-TOTALS:	WAC 2 _ BP 08-2 Aggregate Piers	21 : 21	20	15	75%	3	20%
SUB-TOTALS:	WAC 2 _ BP 10-2 Steel	12 : 14 **	9	9	100%	7	78%
SUB-TOTALS:	WAC 2 _ BP 13-2 General	6 : 9 **	7	7	100%	1	14%
SUB-TOTALS:	WAC 2 _ BP 23-2 Plumbing	16 : 19 **	9	9	100%	2	22%
SUB-TOTALS:	WAC 2 _ BP 25-2 Electrical	29 : 37 **	21	19	90%	4	21%
TOTAL:	Number of weekly CPRs:	536 : 582 **	343	298	87%	75	25%
CBA GOALS:					90% POSITIONS FILLED BY "LOCAL-TO- COUNTY" WORKERS		35% OF THE 90% "LOCAL-TO- COUNTY" POSITIONS TO BE FILLED BY "LOCAL-TO- DISTRICT " WORKERS

Southwestern College - Wellness Aquatics Increment 1 and 2 Contracts
CBA Workforce Utilization Report (EXHIBIT 1)

Sep-15	JOB TOTALS: BP 02-1 Site Setup (Fence)	1 : 1	1	1	100%	0	0%
Oct-15	JOB TOTALS: BP 02-1 Site Setup (Fence)	5 : 5	10	10	100%	3	30%
Nov-15	JOB TOTALS: BP 02-1 Site Setup (Fence)	4 : 4	0	0	0%	0	0%
Dec-15	JOB TOTALS: BP 02-1 Site Setup (Fence)	4 : 4	0	0	0%	0	0%
Jan-16	JOB TOTALS: BP 02-1 Site Setup (Fence)	5 : 5	0	0	0%	0	0%
Feb-16	JOB TOTALS: BP 02-1 Site Setup (Fence)	4 : 4	0	0	0%	0	0%
Mar-16	JOB TOTALS: BP 02-1 Site Setup (Fence)	4 : 4	0	0	0%	0	0%
Apr-16	JOB TOTALS: BP 02-1 Site Setup (Fence)	4 : 4	0	0	0%	0	0%
May-16	JOB TOTALS: BP 02-1 Site Setup (Fence)	4 : 4	0	0	0%	0	0%
Jun-16	JOB TOTALS: BP 02-1 Site Setup (Fence)	4 : 4	3	3	100%	1	33%
Jul-16	JOB TOTALS: BP 02-1 Site Setup (Fence)	4 : 4	0	0	0%	0	0%
Aug-16	JOB TOTALS: BP 02-1 Site Setup (Fence)	3 : 4 **	1	1	100%	0	0%
Sep-16	JOB TOTALS: BP 02-1 Site Setup (Fence)	1 4 **	0	0	0%	0	0%
Nov-15	JOB TOTALS: BP 03-1 Earthwork	3 : 3	10	10	100%	2	20%
Dec-15	JOB TOTALS: BP 03-1 Earthwork	5 : 5	11	10	91%	2	20%
Jan-16	JOB TOTALS: BP 03-1 Earthwork	5 : 5	8	8	100%	3	38%
Feb-16	JOB TOTALS: BP 03-1 Earthwork	6 : 6	8	7	88%	1	14%
Mar-16	JOB TOTALS: BP 03-1 Earthwork	5 : 5	5	5	100%	0	0%
Apr-16	JOB TOTALS: BP 03-1 Earthwork	4 : 4	1	1	100%	0	0%
May-16	JOB TOTALS: BP 03-1 Earthwork	4 : 4	1	1	100%	0	0%
Jun-16	JOB TOTALS: BP 03-1 Earthwork	6 : 6	9	9	100%	4	44%
Jul-16	JOB TOTALS: BP 03-1 Earthwork	9 : 9	2	2	100%	0	0%
Aug-16	JOB TOTALS: BP 03-1 Earthwork	9 : 9	4	4	100%	1	25%
Sep-16	JOB TOTALS: BP 03-1 Earthwork	4 8 **	1	1	0%	0	0%
Feb-16	JOB TOTALS: BP 04-1 Concrete	5 : 5	6	3	50%	0	0%
Mar-16	JOB TOTALS: BP 04-1 Concrete	17 : 17	29	17	59%	6	35%
Apr-16	JOB TOTALS: BP 04-1 Concrete	22 : 22	28	22	79%	4	18%
May-16	JOB TOTALS: BP 04-1 Concrete	29 : 29	10	8	80%	1	13%
Jun-16	JOB TOTALS: BP 04-1 Concrete	28 : 28	26	21	81%	6	29%
Jul-16	JOB TOTALS: BP 04-1 Concrete	33 : 33	29	26	90%	10	38%
Aug-16	JOB TOTALS: BP 04-1 Concrete	32 : 32	26	24	92%	5	21%
Sep-16	JOB TOTALS: BP 04-1 Concrete	16 32 **	3	2	67%	1	50%
Nov-15	JOB TOTALS: BP 05-1 UG Wet Utilities	1 : 1	3	3	100%	0	0%
Dec-15	JOB TOTALS: BP 05-1 UG Wet Utilities	8 : 8	6	6	100%	3	50%
Jan-16	JOB TOTALS: BP 05-1 UG Wet Utilities	6 : 6	2	2	100%	0	0%
Feb-16	JOB TOTALS: BP 05-1 UG Wet Utilities	8 : 8	4	3	75%	0	0%
Mar-16	JOB TOTALS: BP 05-1 UG Wet Utilities	14 : 14	2	2	100%	0	0%
Apr-16	JOB TOTALS: BP 05-1 UG Wet Utilities	6 : 6	2	2	100%	0	0%
May-16	JOB TOTALS: BP 05-1 UG Wet Utilities	5 : 5	0	0	0%	0	0%
Jun-16	JOB TOTALS: BP 05-1 UG Wet Utilities	4 : 4	0	0	0%	0	0%
Jul-16	JOB TOTALS: BP 05-1 UG Wet Utilities	4 : 4	4	4	100%	0	0%
Aug-16	JOB TOTALS: BP 05-1 UG Wet Utilities	5 : 5	0	0	0%	0	0%
Sep-16	JOB TOTALS: BP 05-1 UG Wet Utilities	1 4 **	0	0	0%	0	0%
Apr-16	JOB TOTALS: BP 06-1 UG Hydronic Piping	3 : 3	2	2	100%	1	50%
May-16	JOB TOTALS: BP 06-1 UG Hydronic Piping	5 : 5	0	0	0%	0	0%
Jun-16	JOB TOTALS: BP 06-1 UG Hydronic Piping	4 : 4	0	0	0%	0	0%
Jul-16	JOB TOTALS: BP 06-1 UG Hydronic Piping	4 : 4	0	0	0%	0	0%
Aug-16	JOB TOTALS: BP 06-1 UG Hydronic Piping	4 : 4	0	0	0%	0	0%
Sep-16	JOB TOTALS: BP 06-1 UG Hydronic Piping	3 4 **	0	0	0%	0	0%
Nov-15	JOB TOTALS: BP 07-1 UG Electrical Utilities	4 : 4	3	3	100%	1	33%
Dec-15	JOB TOTALS: BP 07-1 UG Electrical Utilities	5 : 5	2	2	100%	1	50%
Jan-16	JOB TOTALS: BP 07-1 UG Electrical Utilities	6 : 6	8	8	100%	1	13%
Feb-16	JOB TOTALS: BP 07-1 UG Electrical Utilities	8 : 8	4	3	75%	1	33%
Mar-16	JOB TOTALS: BP 07-1 UG Electrical Utilities	8 : 8	1	1	100%	0	0%
Apr-16	JOB TOTALS: BP 07-1 UG Electrical Utilities	8 : 8	0	0	0%	0	0%
May-16	JOB TOTALS: BP 07-1 UG Electrical Utilities	9 : 9	0	0	0%	0	0%

Southwestern College - Wellness Aquatics Increment 1 and 2 Contracts
CBA Workforce Utilization Report (EXHIBIT 1)

Jun-16	JOB TOTALS: BP 07-1 UG Electrical Utilities	8 : 8	0	0	0%	0	0%
Jul-16	JOB TOTALS: BP 07-1 UG Electrical Utilities	8 : 8	2	2	100%	0	0%
Aug-16	JOB TOTALS: BP 07-1 UG Electrical Utilities	8 : 8	0	0	0%	0	0%
Sep-16	JOB TOTALS: BP 07-1 UG Electrical Utilities	6 8 **	0	0	0%	0	0%
Feb-16	JOB TOTALS: Inc 2 _ BP 08-2 Aggregate Piers	1 : 1	1	0	0%	0	0%
Mar-16	JOB TOTALS: Inc 2 _ BP 08-2 Aggregate Piers	8 : 8	13	10	77%	3	30%
Apr-16	JOB TOTALS: Inc 2 _ BP 08-2 Aggregate Piers	8 : 8	6	5	83%	0	0%
May-16	JOB TOTALS: Inc 2 _ BP 08-2 Aggregate Piers	4 : 4	0	0	0%	0	0%
Jun-16	JOB TOTALS: BP 10-2 Steel	2 : 2	6	6	100%	4	67%
Jul-16	JOB TOTALS: BP 10-2 Steel	4 : 4	0	0	0%	0	0%
Aug-16	JOB TOTALS: BP 10-2 Steel	4 : 4	1	1	100%	1	100%
Sep-16	JOB TOTALS: BP 10-2 Steel	2 4 **	2	2	100%	2	100%
Jul-16	JOB TOTALS: BP 13-2 General	1 : 1	2	2	100%	0	0%
Aug-16	JOB TOTALS: BP 13-2 General	4 4	5	5	100%	1	20%
Sep-16	JOB TOTALS: BP 13-2 General	1 4 **	0	0	0%	0	0%
May-16	JOB TOTALS: BP 23-2 Plumbing	2 : 2	7	7	100%	2	29%
Jun-16	JOB TOTALS: BP 23-2 Plumbing	4 : 4	1	1	100%	0	0%
Jul-16	JOB TOTALS: BP 23-2 Plumbing	4 : 4	1	1	100%	0	0%
Aug-16	JOB TOTALS: BP 23-2 Plumbing	5 : 5	0	0	0%	0	0%
Sep-16	JOB TOTALS: BP 23-2 Plumbing	1 4 **	0	0	0%	0	0%
May-16	JOB TOTALS: Inc 2 _ BP 25-2 Electrical	6 : 6	5	5	100%	2	40%
Jun-16	JOB TOTALS: Inc 2 _ BP 25-2 Electrical	6 : 6	7	7	100%	1	14%
Jul-16	JOB TOTALS: Inc 2 _ BP 25-2 Electrical	8 : 8	3	2	67%	0	0%
Aug-16	JOB TOTALS: Inc 2 _ BP 25-2 Electrical	6 : 9 **	6	5	83%	1	20%
Sep-16	JOB TOTALS: Inc 2 _ BP 25-2 Electrical	3 8 **	0	0	0%	0	0%

**Southwestern College - National City Higher Education Center
CBA Workforce Utilization Report (EXHIBIT 1)**

REPORTING MONTH	CONTRACTORS	RATIO OF WEEKS REPORTED THIS MONTH	TOTAL NUMBER OF EMPLOYEES (POSITIONS) WORKING THIS MONTH	TOTAL NUMBER OF LOCAL-TO-COUNTY (RESIDENT) WORKERS THIS MONTH	% of LOCAL-TO-COUNTY WORKERS FILLING POSITIONS THIS MONTH	TOTAL NUMBER OF LOCAL-TO-SWC DISTRICT WORKERS THIS MONTH	% of LOCAL-TO-SWC DISTRICT WORKERS FILLING POSITIONS THIS MONTH
Mar-16	BP 26: Plumbing _ Advance Plumbing	2 : 2	2	2	100%	0	0%
	BP 27: HVAC _ Jackson & Blanc	2 : 2	2	2	100%	0	0%
	BP 28: Electrical _ Baker Electric	1 : 1	1	1	100%	0	0%
Apr-16	BP 05: Site Utilities _ Ball	4 : 4	1	0	0%	0	0%
	BP 19: Mtl Stds, DW, Ins _ Johnson Finch McClure	1 : 1	5	5	100%	0	0%
	BP 26: Plumbing _ Advance Plumbing	4 : 4	1	1	100%	0	0%
	BP 27: HVAC _ Jackson & Blanc	4 : 4	4	4	100%	1	25%
	BP 28: Electrical _ Baker Electric	4 : 4	2	2	100%	0	0%
	BP 28: Electrical _ Pyro Comm	4 : 4	2	2	100%	1	50%
	BP 28: Electrical _ World Bridge	2 : 2	3	3	100%	1	33%
May-16	BP 05: Site Utilities _ Ball	4 : 4	0	0	0%	0	0%
	BP 07: Landscape _ Pierre Landscape	2 : 2	3	0	0%	0	0%
	BP 19: Mtl Stds, DW, Ins _ Johnson Finch McClure	5 : 5	2	2	100%	0	0%
	BP 26: Plumbing _ Advance Plumbing	4 : 4	1	1	100%	0	0%
	BP 27: HVAC _ Jackson & Blanc	4 : 4	4	4	100%	1	25%
	BP 27: HVAC _ Farwest	2 : 2	1	1	100%	0	0%
	BP 28: Electrical _ Baker Electric	5 : 5	0	0	0%	0	0%
	BP 28: Electrical _ Pyro Comm	5 : 5	0	0	0%	0	0%
Jun-16	BP 05: Site Utilities _ Ball	4 : 4	0	0	0%	0	0%
	BP 07: Landscape _ Pierre Landscape	4 : 4	0	0	0%	0	0%
	BP 08: Struc Site Concrete _ Demcon	4 : 4	8	7	88%	5	71%
	BP 17: Paint _ Everlast	3 : 4	**	6	17%	0	0%
	BP 19: Mtl Stds, DW, Ins _ Johnson Finch McClure	4 : 4	6	6	100%	3	50%
	BP 19: Mtl Stds, DW, Ins _ CMS Interior	2 : 2	3	3	100%	0	0%
	BP 26: Plumbing _ Advance Plumbing	5 : 5	1	1	100%	0	0%
	BP 26: Plumbing _ TC Welding	1 : 1	1	1	100%	0	0%
	BP 27: HVAC _ Jackson & Blanc	4 : 4	0	0	0%	0	0%
	BP 27: HVAC _ Farwest	4 : 4	2	2	100%	0	0%
	BP 28: Electrical _ Baker Electric	4 : 4	5	5	100%	1	20%
	BP 28: Electrical _ Cut n Core	2 : 2	3	2	67%	0	0%
	BP 28: Electrical _ Pyro Comm	4 : 4	0	0	0%	0	0%
	BP 28: Electrical _ World Bridge	4 : 4	0	0	0%	0	0%
Jul-16	BP 05: Site Utilities _ Ball	4 : 4	3	0	0%	0	0%
	BP 07: Landscape _ Pierre Landscape	4 : 4	0	0	0%	0	0%
	BP 08: Struc Site Concrete _ Demcon	4 : 4	6	5	83%	3	60%
	BP 08: Struc Site Concrete _ Merli Concrete Pumping	1 : 1	1	1	100%	0	0%
	BP 08: Struc Site Concrete _ Quality Rebar	2 : 2	6	6	100%	1	17%
	BP 15: Glazing _ Centex	2 : 2	3	3	100%	0	0%
	BP 16: Doors Frames HW _ Johnson Finch McClure	4 : 4	3	3	100%	0	0%
	BP 16: Doors Frames HW _ Superior Door Systems	2 : 2	3	3	100%	0	0%
	BP 17: Paint _ Everlast	0 : 4	**				
	BP 19: Mtl Stds, DW, Ins _ Johnson Finch McClure	4 : 4	11	11	100%	10	91%
	BP 19: Mtl Stds, DW, Ins _ CMS Interior	4 : 4	0	0	0%	0	0%
	BP 26: Plumbing _ Advance Plumbing	4 : 4	0	0	0%	0	0%
	BP 27: HVAC _ Jackson & Blanc	4 : 4	1	1	100%	1	100%
	BP 27: HVAC _ Farwest	4 : 4	0	0	0%	0	0%
	BP 28: Electrical _ Baker Electric	4 : 4	3	2	67%	0	0%
	BP 28: Electrical _ Cut n Core	4 : 4	0	0	0%	0	0%
	BP 28: Electrical _ Farwest (sub to Baker)	3 : 3	2	2	100%	1	50%
	BP 28: Electrical _ Pyro Comm	4 : 4	6	6	100%	0	0%
	BP 28: Electrical _ World Bridge	4 : 4	0	0	0%	0	0%
	BP 28: Electrical _ RAP Engineering	1 : 1	3	3	100%	0	0%
	BP 05: Site Utilities _ Ball	4 : 4	4	3	75%	1	33%
	BP 07: Landscape _ Pierre Landscape	1 : 4	**	0	0%	0	0%
	BP 08: Struc Site Concrete _ Demcon	3 : 4	**	1	100%	1	100%

**Southwestern College - National City Higher Education Center
CBA Workforce Utilization Report (EXHIBIT 1)**

Aug-16	BP 08: Struc Site Concrete _ Merli Concrete Pumping	4 : 4		1	1	100%	0	0%
	BP 08: Struc Site Concrete _ Quality Rebar	4 : 4		2	2	100%	0	0%
	BP 15: Glazing _ Centex	4 : 4		0	0	0%	0	0%
	BP 16: Doors Frames HW _ Johnson Finch McClure	5 : 5		0	0	0%	0	0%
	BP 16: Doors Frames HW _ Superior Door Systems	4 : 4		2	2	100%	2	100%
	BP 17: Paint _ Everlast	0 : 4	**					
	BP 19: Mtl Stds, DW, Ins _ Johnson Finch McClure	4 : 4		6	6	100%	4	67%
	BP 19: Mtl Stds, DW, Ins _ CMS Interior	4 : 4		3	3	100%	0	0%
	BP 26: Plumbing _ Advance Plumbing	4 : 4		0	0	0%	0	0%
	BP 27: HVAC _ Jackson & Blanc	3 : 4	**	0	0	0%	0	0%
	BP 27: HVAC _ Farwest	4 : 4		0	0	0%	0	0%
	BP 28: Electrical _ Baker Electric	4 : 4		3	3	100%	1	33%
	BP 28: Electrical _ Cut n Core	4 : 4		2	2	100%	2	100%
	BP 28: Electrical _ Farwest (sub to Baker)	4 : 4		0	0	0%	0	0%
	BP 28: Electrical _ Pyro Comm	4 : 4		1	1	100%	0	0%
	BP 28: Electrical _ World Bridge	4 : 4		0	0	0%	0	0%
Sep-16	BP 05: Site Utilities _ Ball	1 : 1	**	1	1	100%	1	100%
	BP 07: Landscape _ Pierre Landscape	0 : 4	**					
	BP 08: Struc Site Concrete _ Demcon	0 : 4	**					
	BP 08: Struc Site Concrete _ Merli Concrete Pumping	3 : 4	**	0	0	0%	0	0%
	BP 08: Struc Site Concrete _ Quality Rebar	1 : 4	**	0	0	0%	0	0%
	BP 15: Glazing _ Centex	2 : 4	**	0	0	0%	0	0%
	BP 16: Doors Frames HW _ Johnson Finch McClure	3 : 4	**	0	0	0%	0	0%
	BP 16: Doors Frames HW _ Superior Door Systems	3 : 4	**	0	0	0%	0	0%
	BP 17: Paint _ Everlast	:	**					
	BP 19: Mtl Stds, DW, Ins _ Johnson Finch McClure	3 : 4	**	0	0	0%	0	0%
	BP 19: Mtl Stds, DW, Ins _ CMS Interior	2 : 4	**	1	1	100%	0	0%
	BP 26: Plumbing _ Advance Plumbing	1 : 4	**	0	0	0%	0	0%
	BP 27: HVAC _ Jackson & Blanc	:	**					
	BP 27: HVAC _ Farwest	1 : 4	**	0	0	0%	0	0%
	BP 28: Electrical _ Baker Electric	2 : 4	**	0	0	0%	0	0%
	BP 28: Electrical _ Cut n Core	2 : 4	**	0	0	0%	0	0%
	BP 28: Electrical _ Farwest (sub to Baker)	3 : 4	**	0	0	0%	0	0%
	BP 28: Electrical _ Pyro Comm	2 : 4	**	0	0	0%	0	0%
	BP 28: Electrical _ World Bridge	3 : 4	**	3	3	100%	0	0%
<p>Notes: Double asterisk (**) Denotes not all workforce data for the month has been accounted for, due to contractor's non-submittal of Certified Payroll Records. Remaining data will be reflected in next monthly report. Grey Highlight denotes a contractor that has finished its scope of work. Yellow Highlight denotes an active contractor.</p>								

Southwestern College - National City Higher Education Center
CBA Workforce Utilization Report (EXHIBIT 1)

CUMULATIVE STATISTICAL DATA

		RATIO OF WEEKS REPORTED THIS MONTH	TOTAL NUMBER OF EMPLOYEES (POSITIONS) WORKING THIS MONTH	TOTAL NUMBER OF LOCAL-TO- COUNTY (RESIDENT) WORKERS THIS MONTH	% of LOCAL-TO- COUNTY WORKERS FILLING POSITIONS THIS MONTH	TOTAL NUMBER OF LOCAL-TO-SWC DISTRICT WORKERS THIS MONTH	% of LOCAL-TO-SWC DISTRICT WORKERS FILLING POSITIONS THIS MONTH
SUB-TOTALS:	JOB TOTALS: BP05 _ Site Utilities	21 : 21 **	9	4	44%	2	50%
SUB-TOTALS:	JOB TOTALS: BP07 _ Landscape	11 : 18 **	3	0	0%	0	0%
SUB-TOTALS:	JOB TOTALS: BP08 _ Struc Site Concrete	23 : 32 **	18	16	89%	9	56%
SUB-TOTALS:	JOB TOTALS: BP15 _ Glazing	8 : 10 **	3	3	100%	0	0%
SUB-TOTALS:	JOB TOTALS: BP16 _ Doors Frames Hardware	21 : 23 **	8	8	100%	2	25%
SUB-TOTALS:	JOB TOTALS: BP17 _ Paint	3 : 12 **	6	1	17%	0	0%
SUB-TOTALS:	JOB TOTALS: BP19 _ Mtl Stds, DW, Ins	31 : 34 **	34	34	100%	17	50%
SUB-TOTALS:	JOB TOTALS: BP26 _ Plumbing	24 : 27 **	5	5	100%	0	0%
SUB-TOTALS:	JOB TOTALS: BP27 _ HVAC	36 : 40 **	14	14	100%	3	21%
SUB-TOTALS:	JOB TOTALS: BP28 _ Electrical	92 : 100 **	39	37	95%	7	19%
TOTAL:	Number of weekly CPRs:	270 : 317 **	139	122	88%	40	33%
<div> <div>CBA GOALS:</div> <div> <div>90% POSITIONS FILLED BY "LOCAL-TO- COUNTY" WORKERS</div> <div>35% OF THE 90% "LOCAL-TO- COUNTY" POSITIONS TO BE FILLED BY "LOCAL- TO-DISTRICT " WORKERS</div> </div> </div>							
Apr-16	JOB TOTALS: BP05 _ Site Utilities	4 : 4	1	0	0%	0	0%
May-16	JOB TOTALS: BP05 _ Site Utilities	4 : 4	0	0	0%	0	0%
Jun-16	JOB TOTALS: BP05 _ Site Utilities	4 : 4	0	0	0%	0	0%
Jul-16	JOB TOTALS: BP05 _ Site Utilities	4 : 4	3	0	0%	0	0%
Aug-16	JOB TOTALS: BP05 _ Site Utilities	4 : 4	4	3	75%	1	33%
Sep-16	JOB TOTALS: BP05 _ Site Utilities	1 : 1	1	1	100%	1	100%
May-16	JOB TOTALS: BP07 _ Landscape	2 : 2	3	0	0%	0	0%
Jun-16	JOB TOTALS: BP07 _ Landscape	4 : 4	0	0	0%	0	0%
Jul-16	JOB TOTALS: BP07 _ Landscape	4 : 4	0	0	0%	0	0%
Aug-16	JOB TOTALS: BP07 _ Landscape	1 : 4 **	0	0	0%	0	0%
Sep-16	JOB TOTALS: BP07 _ Landscape	0 : 4 **	0	0	0%	0	0%
Jun-16	JOB TOTALS: BP08 _ Struc Site Concrete	4 : 4	8	7	88%	5	71%
Jul-16	JOB TOTALS: BP08 _ Struc Site Concrete	4 : 4	6	5	83%	3	60%
Aug-16	JOB TOTALS: BP08 _ Struc Site Concrete	11 : 12 **	4	4	1	1	0
Sep-16	JOB TOTALS: BP08 _ Struc Site Concrete	4 : 12 **	0	0	0	0	0
Jul-16	JOB TOTALS: BP15 _ Glazing	2 : 2	3	3	100%	0	0%
Aug-16	JOB TOTALS: BP15 _ Glazing	4 : 4	0	0	0%	0	0%
Sep-16	JOB TOTALS: BP15 _ Glazing	2 : 4 **	0	0	0%	0	0%
Jul-16	JOB TOTALS: BP16 _ Doors Frames Hardware	6 : 6	6	6	100%	0	0%
Aug-16	JOB TOTALS: BP16 _ Doors Frames Hardware	9 : 9	2	2	100%	2	100%
Sep-16	JOB TOTALS: BP16 _ Doors Frames Hardware	6 : 8 **	0	0	0%	0	0%
Jun-16	JOB TOTALS: BP17 _ Paint	3 : 4 **	6	1	17%	0	0%
Jul-16	JOB TOTALS: BP17 _ Paint	0 : 4 **	0	0	0%	0	0%
Aug-16	JOB TOTALS: BP17 _ Paint	0 : 4 **	0	0	0%	0	0%
Sep-16	JOB TOTALS: BP17 _ Paint	0 : 0 **	0	0	0%	0	0%
Apr-16	JOB TOTALS: BP19 _ Mtl Stds, DW, Ins	1 : 1	5	5	100%	0	0%
May-16	JOB TOTALS: BP19 _ Mtl Stds, DW, Ins	5 : 5	2	2	100%	0	25%
Jun-16	JOB TOTALS: BP19 _ Mtl Stds, DW, Ins	4 : 4	6	6	100%	3	50%
Jul-16	JOB TOTALS: BP19 _ Mtl Stds, DW, Ins	8 : 8	11	11	100%	10	91%
Aug-16	JOB TOTALS: BP19 _ Mtl Stds, DW, Ins	8 : 8	9	9	0%	4	0%
Sep-16	JOB TOTALS: BP19 _ Mtl Stds, DW, Ins	5 : 8 **	1	1	100%	0	0%
Mar-16	JOB TOTALS: BP26 _ Plumbing	2 : 2	2	2	100%	0	0%
Apr-16	JOB TOTALS: BP26 _ Plumbing	4 : 4	1	1	100%	0	0%
May-16	JOB TOTALS: BP26 _ Plumbing	4 : 4	1	1	100%	0	0%

Southwestern College - National City Higher Education Center
CBA Workforce Utilization Report (EXHIBIT 1)

Jun-16	JOB TOTALS: BP26 _ Plumbing	5 : 5	1	1	0%	0	0%
Jul-16	JOB TOTALS: BP26 _ Plumbing	4 : 4	0	0	0%	0	0%
Aug-16	JOB TOTALS: BP26 _ Plumbing	4 : 4	0	0	0%	0	0%
Sep-16	JOB TOTALS: BP26 _ Plumbing	1 : 4 **	0	0	0%	0	0%
Mar-16	JOB TOTALS: BP27 _ HVAC	2 : 2	2	2	100%	0	0%
Apr-16	JOB TOTALS: BP27 _ HVAC	4 : 4	4	4	100%	1	25%
May-16	JOB TOTALS: BP27 _ HVAC	6 : 6	5	5	100%	1	20%
Jun-16	JOB TOTALS: BP27 _ HVAC	8 : 8	2	2	100%	0	0%
Jul-16	JOB TOTALS: BP27 _ HVAC	8 : 8	1	1	100%	1	100%
Aug-16	JOB TOTALS: BP27 _ HVAC	7 : 8 **	0	0	0%	0	0%
Sep-16	JOB TOTALS: BP27 _ HVAC	1 : 4 **	0	0	0%	0	0%
Mar-16	JOB TOTALS: BP28 _ Electrical	1 : 1	1	1	0%	0	0%
Apr-16	JOB TOTALS: BP28 _ Electrical	10 : 10	7	7	100%	2	29%
May-16	JOB TOTALS: BP28 _ Electrical	15 : 15	0	0	0%	0	0%
Jun-16	JOB TOTALS: BP28 _ Electrical	14 : 14	8	7	88%	1	14%
Jul-16	JOB TOTALS: BP28 _ Electrical	20 : 20	14	13	93%	1	8%
Aug-16	JOB TOTALS: BP28 _ Electrical	20 : 20	6	6	100%	3	50%
Sep-16	JOB TOTALS: BP28 _ Electrical	12 : 20 **	3	3	100%	0	0%

**Southwestern College - Math Science Engineering Building
CBA Workforce Utilization Report (EXHIBIT 1)**

REPORTING MONTH	CONTRACTORS	RATIO OF WEEKS REPORTED THIS MONTH	TOTAL NUMBER OF EMPLOYEES (POSITIONS) WORKING THIS MONTH	TOTAL NUMBER OF LOCAL-TO-COUNTY (RESIDENT) WORKERS THIS MONTH	% of LOCAL-TO-COUNTY WORKERS FILLING POSITIONS THIS MONTH	TOTAL NUMBER OF LOCAL-TO-SWC DISTRICT WORKERS THIS MONTH	% of LOCAL-TO-SWC DISTRICT WORKERS FILLING POSITIONS THIS MONTH
Jun-16	BP 03: Demo & Hazmat _ Silverado	3 : 3	3	0	0%	0	0%
	BP 03: Demo & Hazmat _ Chula Vista Electric	1 : 1	2	2	100%	0	0%
	BP 03: Demo & Hazmat _ In Line Fence	2 : 2	4	4	100%	0	0%
	BP 03: Demo & Hazmat _ Power Plus	2 : 2	4	4	100%	0	0%
Jul-16	BP 03: Demo & Hazmat _ Silverado	4 : 4	5	3	60%	1	33%
	BP 03: Demo & Hazmat _ Chula Vista Electric	1 : 1	0	0	0%	0	0%
	BP 03: Demo & Hazmat _ Fastrack Rentals	1 : 2 **	1	0	0%	0	0%
	BP 03: Demo & Hazmat _ Inland Mechanical	2 : 2	4	0	0%	0	0%
	BP 03: Demo & Hazmat _ In Line Fence	4 : 4	0	0	0%	0	0%
	BP 03: Demo & Hazmat _ Power Plus	4 : 4	0	0	0%	0	0%
Aug-16	BP 03: Demo & Hazmat _ Silverado	2 : 4 **	1	1	100%	0	0%
	BP 03: Demo & Hazmat _ Chula Vista Electric	0 : 4 **					
	BP 03: Demo & Hazmat _ Fastrack Rentals	0 : 4 **					
	BP 03: Demo & Hazmat _ Inland Mechanical	4 : 4	0	0	0%	0	0%
	BP 03: Demo & Hazmat _ In Line Fence	4 : 4 **	2	2	100%	0	0%
	BP 03: Demo & Hazmat _ Power Plus	4 : 4	0	0	0%	0	0%
Sep-16	BP 03: Demo & Hazmat _ Silverado	0 : 4 **					
	BP 03: Demo & Hazmat _ Fastrack Rentals	0 : 4 **					
	BP 03: Demo & Hazmat _ Inland Mechanical	0 : 4 **					
	BP 03: Demo & Hazmat _ In Line Fence	2 : 4 **	1	1	100%	0	0%
	BP 03: Demo & Hazmat _ Power Plus	0 : 4					

Notes:
Double asterisk (**) Denotes not all workforce data for the month has been accounted for, due to contractor's non-submittal of Certified Payroll Records. Remaining data will be reflected in next monthly report.
Grey Highlight denotes a contractor that has finished its scope of work.

Yellow Highlight denotes an active contractor.

CUMULATIVE STATISTICAL DATA

		RATIO OF WEEKS REPORTED THIS MONTH	TOTAL NUMBER OF EMPLOYEES (POSITIONS) WORKING THIS MONTH	TOTAL NUMBER OF LOCAL-TO-COUNTY (RESIDENT) WORKERS THIS MONTH	% of LOCAL-TO-COUNTY WORKERS FILLING POSITIONS THIS MONTH	TOTAL NUMBER OF LOCAL-TO-SWC DISTRICT WORKERS THIS MONTH	% of LOCAL-TO-SWC DISTRICT WORKERS FILLING POSITIONS THIS MONTH
SUB-TOTALS:	JOB TOTALS: BP03 _ Demo Hazmat	32 : 61 **	25	15	60%	1	7%
TOTAL:	Number of weekly CPRs:	32 : 61 **	25	15	60%	1	7%
CBA GOALS:					90% POSITIONS FILLED BY "LOCAL-TO-COUNTY" WORKERS	35% OF THE 90% "LOCAL-TO-COUNTY" POSITIONS TO BE FILLED BY "LOCAL-TO-DISTRICT" WORKERS	
Jun-16	JOB TOTALS: BP03 _ Demo Hazmat	8 : 8	13	10	77%	0	0%
Jul-16	JOB TOTALS: BP03 _ Demo Hazmat	16 : 17 **	10	3	30%	1	33%
Aug-16	JOB TOTALS: BP03 _ Demo Hazmat	6 : 16 **	1	1	100%	0	0%
Sep-16	JOB TOTALS: BP03 _ Demo Hazmat	2 : 20 **	1	1	100%	0	0%

End of Report